

Western Kentucky University

Fall 2016 Full Term Course Evaluations

Course: ECON465001: REGRESSION & ECONOMETRIC

Instructor: Stephen Locke *

1 - What is your expected grade in this course?

| Response Option | Weight | Frequency | Percent | Percent Responses | Means |
|--------------------|--------|-----------|---------|-------------------|-------|
| A | (1) | 7 | 23.33% | | |
| B | (2) | 18 | 60% | | |
| C | (3) | 5 | 16.67% | | |
| D | (4) | 0 | 0% | | |
| F | (5) | 0 | 0% | | |
| | | | | 0 25 50 75 100 | |
| Return Rate | | | | | |
| 30/43 (69.77%) | | | | | |

2 - My instructor is organized and well-prepared for class.

| Response Option | Weight | Frequency | Percent | Percent Responses | Means |
|--------------------|-------------|------------|---------------|------------------------|---|
| Strongly Agree | (5) | 21 | 70% | | 4.70 4.40 4.38 |
| Agree | (4) | 9 | 30% | | |
| Neutral | (3) | 0 | 0% | | |
| Disagree | (2) | 0 | 0% | | |
| Strongly Disagree | (1) | 0 | 0% | | |
| | | | | 0 25 50 75 100 | Instructor College Summary Department Summary |
| Return Rate | Mean | STD | Median | College Summary | Mean STD Median Department Summary Mean STD Median |
| 30/43 (69.77%) | 4.70 | 0.47 | 5.00 | 5,068 | 4.40 0.83 5.00 1,069 4.38 0.82 5.00 |

3 - Expectations for course assignments are clear and specific.

| Response Option | Weight | Frequency | Percent | Percent Responses | Means |
|--------------------|-------------|------------|---------------|------------------------|---|
| Strongly Agree | (5) | 16 | 53.33% | | 4.30 4.31 4.27 |
| Agree | (4) | 8 | 26.67% | | |
| Neutral | (3) | 5 | 16.67% | | |
| Disagree | (2) | 1 | 3.33% | | |
| Strongly Disagree | (1) | 0 | 0% | | |
| | | | | 0 25 50 75 100 | Instructor College Summary Department Summary |
| Return Rate | Mean | STD | Median | College Summary | Mean STD Median Department Summary Mean STD Median |
| 30/43 (69.77%) | 4.30 | 0.88 | 5.00 | 5,068 | 4.31 0.92 5.00 1,069 4.27 0.91 5.00 |

4 - Assignments/exams are aligned with course learning objectives.

| Response Option | Weight | Frequency | Percent | Percent Responses | Means |
|--------------------|-------------|------------|---------------|------------------------|---|
| Strongly Agree | (5) | 18 | 60% | | 4.50 4.39 4.32 |
| Agree | (4) | 10 | 33.33% | | |
| Neutral | (3) | 1 | 3.33% | | |
| Disagree | (2) | 1 | 3.33% | | |
| Strongly Disagree | (1) | 0 | 0% | | |
| | | | | 0 25 50 75 100 | Instructor College Summary Department Summary |
| Return Rate | Mean | STD | Median | College Summary | Mean STD Median Department Summary Mean STD Median |
| 30/43 (69.77%) | 4.50 | 0.73 | 5.00 | 5,068 | 4.39 0.82 5.00 1,069 4.32 0.86 5.00 |

Western Kentucky University

Fall 2016 Full Term Course Evaluations

Course: ECON465001: REGRESSION & ECONOMETRIC

Instructor: Stephen Locke *

5 - This course has effectively challenged me to think.

| Response Option | | | | Weight | Frequency | Percent | Percent Responses | | | Means | | | | |
|-------------------|--|------|------|--------|-----------------|---------|-------------------|------|--------|--------------------|------|------------|-----------------|--------------------|
| Strongly Agree | | | | (5) | 25 | 83.33% | | | | | 4.77 | 4.35 | 4.41 | |
| Agree | | | | (4) | 3 | 10% | | | | | | | | |
| Neutral | | | | (3) | 2 | 6.67% | | | | | | | | |
| Disagree | | | | (2) | 0 | 0% | | | | | | | | |
| Strongly Disagree | | | | (1) | 0 | 0% | | | | | | | | |
| | | | | | | | 0 | 25 | 50 | 75 | 100 | Instructor | College Summary | Department Summary |
| Return Rate | | Mean | STD | Median | College Summary | | Mean | STD | Median | Department Summary | | Mean | STD | Median |
| 30/43 (69.77%) | | 4.77 | 0.57 | 5.00 | 5,068 | | 4.35 | 0.87 | 5.00 | 1,069 | | 4.41 | 0.81 | 5.00 |

6 - My instructor provides constructive feedback.

| Response Option | | | | Weight | Frequency | Percent | Percent Responses | | | | Means | | | | | | |
|-------------------|--|------|------|--------|-----------------|---------|-------------------|------|--------|--------------------|-------|------------|------|-----------------|--|--------------------|--|
| Strongly Agree | | | | (5) | 16 | 53.33% | | | | | | | | | | | |
| Agree | | | | (4) | 10 | 33.33% | | | | | | | | | | | |
| Neutral | | | | (3) | 3 | 10% | | | | | | | | | | | |
| Disagree | | | | (2) | 1 | 3.33% | | | | | | | | | | | |
| Strongly Disagree | | | | (1) | 0 | 0% | | | | | | | | | | | |
| | | | | | | | 0 | 25 | 50 | 75 | 100 | Instructor | | College Summary | | Department Summary | |
| Return Rate | | Mean | STD | Median | College Summary | | Mean | STD | Median | Department Summary | | Mean | STD | Median | | | |
| 30/43 (69.77%) | | 4.37 | 0.81 | 5.00 | 5,068 | | 4.13 | 1.01 | 4.00 | 1,069 | | 4.00 | 1.02 | 4.00 | | | |

7 - Overall, my instructor is effective.

| Response Option | | | | Weight | Frequency | Percent | Percent Responses | | | | Means | | | | | | |
|-------------------|--|------|------|--------|-----------------|---------|-------------------|------|--------|--------------------|-------|------------|------|-----------------|--|--------------------|--|
| Strongly Agree | | | | (5) | 18 | 60% | | | | | | | | | | | |
| Agree | | | | (4) | 11 | 36.67% | | | | | | | | | | | |
| Neutral | | | | (3) | 1 | 3.33% | | | | | | | | | | | |
| Disagree | | | | (2) | 0 | 0% | | | | | | | | | | | |
| Strongly Disagree | | | | (1) | 0 | 0% | | | | | | | | | | | |
| | | | | | | | 0 | 25 | 50 | 75 | 100 | Instructor | | College Summary | | Department Summary | |
| Return Rate | | Mean | STD | Median | College Summary | | Mean | STD | Median | Department Summary | | Mean | STD | Median | | | |
| 30/43 (69.77%) | | 4.57 | 0.57 | 5.00 | 5,068 | | 4.24 | 0.96 | 4.00 | 1,069 | | 4.19 | 0.95 | 4.00 | | | |

8 - I have learned a lot in this course.

| Response Option | | | | Weight | Frequency | Percent | Percent Responses | | | | Means | | | | | | |
|-------------------|--|------|------|--------|-----------------|---------|------------------------|------|--------|--------------------|-------|------------|------|-----------------|------|--------------------|--|
| Strongly Agree | | | | (5) | 18 | 60% | <div><div></div></div> | | | | 4.53 | | 4.19 | | 4.17 | | |
| Agree | | | | (4) | 10 | 33.33% | <div><div></div></div> | | | | | | | | | | |
| Neutral | | | | (3) | 2 | 6.67% | <div><div></div></div> | | | | | | | | | | |
| Disagree | | | | (2) | 0 | 0% | | | | | | | | | | | |
| Strongly Disagree | | | | (1) | 0 | 0% | | | | | | | | | | | |
| | | | | | | | 0 | 25 | 50 | 75 | 100 | Instructor | | College Summary | | Department Summary | |
| Return Rate | | Mean | STD | Median | College Summary | | Mean | STD | Median | Department Summary | | Mean | STD | Median | | | |
| 30/43 (69.77%) | | 4.53 | 0.63 | 5.00 | 5,068 | | 4.19 | 0.96 | 4.00 | 1,069 | | 4.17 | 0.93 | 4.00 | | | |

Western Kentucky University

Fall 2016 Full Term Course Evaluations

Course: ECON465001: REGRESSION & ECONOMETRIC

Instructor: Stephen Locke *

9 - My instructor treats me fairly with regard to race, age, sex, religion, national origin, disability, gender identity, and sexual orientation.

| Response Option | | | | Weight | Frequency | Percent | Percent Responses | | | Means | | | | |
|-------------------|--|------|------|--------|-----------------|---------|-------------------|------|--------|--------------------|-----|------------|-----------------|--------------------|
| Strongly Agree | | | | (5) | 28 | 93.33% | | | | | | | | |
| Agree | | | | (4) | 2 | 6.67% | | | | | | | | |
| Neutral | | | | (3) | 0 | 0% | | | | | | | | |
| Disagree | | | | (2) | 0 | 0% | | | | | | | | |
| Strongly Disagree | | | | (1) | 0 | 0% | | | | | | | | |
| | | | | | | | 0 | 25 | 50 | 75 | 100 | Instructor | College Summary | Department Summary |
| Return Rate | | Mean | STD | Median | College Summary | | Mean | STD | Median | Department Summary | | Mean | STD | Median |
| 30/43 (69.77%) | | 4.93 | 0.25 | 5.00 | 5,068 | | 4.69 | 0.62 | 5.00 | 1,069 | | 4.67 | 0.60 | 5.00 |

10 - Please provide additional feedback:

- Hardest class I have taken thus far. However, Locke is such a great professor and is so helpful.
- It could be better if the pace of the class was a little slower.
- Really difficult class, but Dr. Locke is very helpful.
- Great professor, just very difficult content. Dr. Locke does a good job of helping everyone understand hard math concepts.
- Challenging course given the material being covered, but I feel Dr. Locke did an extremely good job of selecting topics that were necessary but not excessive. Enjoyed the course and progressed leaps and bounds in my understanding of Economics.
- When it comes to this class I was consistently left in a state of frustration. Tests were unrealistic in making with the fact that questions are made so backwards sometimes that the whole class ends up missing questions. There was no consistency when it comes to attendance, homework assignments, and in-class activities. It seemed as if Dr. Locke would make up class material as we went along. Of there could be a more concise and clear scheduling to the makeup of the class it wouldn't be bad at all. Also, the final project is a large portion of the grade but it is treated without regard, each section that was turned in came back with no marks of a response. When it comes to these sections it would be extremely helpful to get feedback for further progress.
- Dr. Locke is a wonderful professor and mentor. He provides help at the drop of a hat, and truly wants his students to succeed. He adjusted this course based on what he learned from teaching it last semester, and I think it has helped a lot of the students in our class learn the material better than they would have previously. He is on his way to a long career of success here at WKU. I would recommend him to any of my fellow classmates and students again.
- Professor is very helpful when I have questions on the study material
- Dr. Locke is very helpful if you ask for it. He's willing to go above and beyond to make sure you have what you need in order to succeed in the course. However, his tests are significantly different from the type of in-class work examples and homework assignments. Typically I would spend a lot of time studying for the test with the examples he provided, but it didn't help me that much because the test questions were pretty different from the materials we worked with in class. The class is designed to be challenging though, so I guess that's why there is so much variation.
- I believe that it is important to introduce what we will learn in every first class. Which subjects shall we discuss and why and when we need to know about this subjects.
- Awesome teacher helps students out tremendously if you are willing to dedicate time to his class.

Western Kentucky University

Spring 2016 Full Term Course Evaluations

Course: ECON465001: REGRESSION & ECONOMETRIC

Instructor: Stephen Locke *

1 - What is your expected grade in this course?

| Response Option | Weight | Frequency | Percent | Percent Responses | Means |
|--------------------|--------|-----------|---------|-------------------|-------|
| A | (1) | 5 | 26.32% | | |
| B | (2) | 10 | 52.63% | | |
| C | (3) | 3 | 15.79% | | |
| D | (4) | 1 | 5.26% | | |
| F | (5) | 0 | 0% | | |
| | | | | 0 25 50 75 100 | |
| Return Rate | | | | | |
| 19/33 (57.58%) | | | | | |

2 - My instructor is organized and well-prepared for class.

| Response Option | Weight | Frequency | Percent | Percent Responses | Means |
|--------------------|-------------|------------|---------------|------------------------|---|
| Strongly Agree | (5) | 14 | 73.68% | | |
| Agree | (4) | 4 | 21.05% | | |
| Neutral | (3) | 1 | 5.26% | | |
| Disagree | (2) | 0 | 0% | | |
| Strongly Disagree | (1) | 0 | 0% | | |
| | | | | 0 25 50 75 100 | |
| Return Rate | Mean | STD | Median | College Summary | Mean STD Median Department Summary Mean STD Median |
| 19/33 (57.58%) | 4.68 | 0.58 | 5.00 | 4,908 | 4.42 0.83 5.00 1,042 4.41 0.79 5.00 |

3 - Expectations for course assignments are clear and specific.

| Response Option | Weight | Frequency | Percent | Percent Responses | Means |
|--------------------|-------------|------------|---------------|------------------------|---|
| Strongly Agree | (5) | 12 | 63.16% | | |
| Agree | (4) | 4 | 21.05% | | |
| Neutral | (3) | 1 | 5.26% | | |
| Disagree | (2) | 2 | 10.53% | | |
| Strongly Disagree | (1) | 0 | 0% | | |
| | | | | 0 25 50 75 100 | |
| Return Rate | Mean | STD | Median | College Summary | Mean STD Median Department Summary Mean STD Median |
| 19/33 (57.58%) | 4.37 | 1.01 | 5.00 | 4,908 | 4.30 0.94 5.00 1,042 4.29 0.90 5.00 |

4 - Assignments/exams are aligned with course learning objectives.

| Response Option | Weight | Frequency | Percent | Percent Responses | Means |
|--------------------|-------------|------------|---------------|------------------------|---|
| Strongly Agree | (5) | 15 | 78.95% | | |
| Agree | (4) | 3 | 15.79% | | |
| Neutral | (3) | 1 | 5.26% | | |
| Disagree | (2) | 0 | 0% | | |
| Strongly Disagree | (1) | 0 | 0% | | |
| | | | | 0 25 50 75 100 | |
| Return Rate | Mean | STD | Median | College Summary | Mean STD Median Department Summary Mean STD Median |
| 19/33 (57.58%) | 4.74 | 0.56 | 5.00 | 4,908 | 4.39 0.84 5.00 1,042 4.37 0.81 5.00 |

Western Kentucky University

Spring 2016 Full Term Course Evaluations

Course: ECON465001: REGRESSION & ECONOMETRIC

Instructor: Stephen Locke *

5 - This course has effectively challenged me to think.

| Response Option | | | | Weight | Frequency | Percent | Percent Responses | | | Means | | | | |
|-------------------|--|------|------|--------|-----------------|---------|-------------------|------|--------|--------------------|------|------------|-----------------|--------------------|
| Strongly Agree | | | | (5) | 16 | 84.21% | | | | | 4.33 | | | |
| Agree | | | | (4) | 3 | 15.79% | | | | | | | | |
| Neutral | | | | (3) | 0 | 0% | | | | | | | | |
| Disagree | | | | (2) | 0 | 0% | | | | | | | | |
| Strongly Disagree | | | | (1) | 0 | 0% | | | | | | | | |
| | | | | | | | 0 | 25 | 50 | 75 | 100 | Instructor | College Summary | Department Summary |
| Return Rate | | Mean | STD | Median | College Summary | | Mean | STD | Median | Department Summary | | Mean | STD | Median |
| 19/33 (57.58%) | | 4.84 | 0.37 | 5.00 | 4,908 | | 4.33 | 0.90 | 5.00 | 1,042 | | 4.35 | 0.85 | 5.00 |

6 - My instructor provides constructive feedback.

| Response Option | | | | Weight | Frequency | Percent | Percent Responses | | | | Means | | | |
|-------------------|--|------|------|--------|-----------------|---------|-------------------|------|--------|--------------------|-------|------------|-----------------|--------------------|
| Strongly Agree | | | | (5) | 15 | 78.95% | | | | | | | | |
| Agree | | | | (4) | 1 | 5.26% | | | | | | | | |
| Neutral | | | | (3) | 2 | 10.53% | | | | | | | | |
| Disagree | | | | (2) | 1 | 5.26% | | | | | | | | |
| Strongly Disagree | | | | (1) | 0 | 0% | | | | | | | | |
| | | | | | | | 0 | 25 | 50 | 75 | 100 | Instructor | College Summary | Department Summary |
| Return Rate | | Mean | STD | Median | College Summary | | Mean | STD | Median | Department Summary | | Mean | STD | Median |
| 19/33 (57.58%) | | 4.58 | 0.90 | 5.00 | 4,908 | | 4.13 | 1.03 | 4.00 | 1,042 | | 4.05 | 1.02 | 4.00 |

7 - Overall, my instructor is effective.



| Response Option | | | | Weight | Frequency | Percent | Percent Responses | | | | Means | | | |
|-------------------|--|------|------|--------|-----------------|---------|-------------------|------|--------|--------------------|-------|------------|-----------------|--------------------|
| Strongly Agree | | | | (5) | 14 | 73.68% | | | | | | | | |
| Agree | | | | (4) | 4 | 21.05% | | | | | | | | |
| Neutral | | | | (3) | 1 | 5.26% | | | | | | | | |
| Disagree | | | | (2) | 0 | 0% | | | | | | | | |
| Strongly Disagree | | | | (1) | 0 | 0% | | | | | | | | |
| | | | | | | | 0 | 25 | 50 | 75 | 100 | Instructor | College Summary | Department Summary |
| Return Rate | | Mean | STD | Median | College Summary | | Mean | STD | Median | Department Summary | | Mean | STD | Median |
| 19/33 (57.58%) | | 4.68 | 0.58 | 5.00 | 4,908 | | 4.25 | 0.97 | 5.00 | 1,042 | | 4.24 | 0.93 | 4.00 |

8 - I have learned a lot in this course.

| Response Option | | | | Weight | Frequency | Percent | Percent Responses | | | | Means | | | | |
|-------------------|--|------|------|--------|-----------------|---------|-------------------|------|--------|--------------------|-------|------------|------|-----------------|--------------------|
| Strongly Agree | | | | (5) | 15 | 78.95% | | | | | | | | | |
| Agree | | | | (4) | 3 | 15.79% | | | | | | | | | |
| Neutral | | | | (3) | 1 | 5.26% | | | | | | | | | |
| Disagree | | | | (2) | 0 | 0% | | | | | | | | | |
| Strongly Disagree | | | | (1) | 0 | 0% | | | | | | | | | |
| | | | | | | | 0 | 25 | 50 | 75 | 100 | Instructor | | College Summary | Department Summary |
| Return Rate | | Mean | STD | Median | College Summary | | Mean | STD | Median | Department Summary | | Mean | STD | Median | |
| 19/33 (57.58%) | | 4.74 | 0.56 | 5.00 | 4,908 | | 4.20 | 0.99 | 4.00 | 1,042 | | 4.19 | 0.98 | 4.00 | |

Western Kentucky University
Spring 2016 Full Term Course Evaluations

Course: ECON465001: REGRESSION & ECONOMETRIC
Instructor: Stephen Locke *

| 9 - My instructor treats me fairly with regard to race, age, sex, religion, national origin, disability, gender identity, and sexual orientation. | | | | | | | | | | | | |
|---|------|--------|-----------|-----------------|--|------|--------|--------------------|---|------------|-----------------|--------------------|
| Response Option | | Weight | Frequency | Percent | Percent Responses | | | | Means | | | |
| Strongly Agree | | (5) | 17 | 89.47% |  | | | |  | | | |
| Agree | | (4) | 2 | 10.53% | | | | | | | | |
| Neutral | | (3) | 0 | 0% | | | | | | | | |
| Disagree | | (2) | 0 | 0% | | | | | | | | |
| Strongly Disagree | | (1) | 0 | 0% | | | | | | | | |
| | | | | | 0 | 25 | 50 | 75 | 100 | Instructor | College Summary | Department Summary |
| Return Rate | Mean | STD | Median | College Summary | Mean | STD | Median | Department Summary | Mean | STD | Median | |
| 19/33 (57.58%) | 4.89 | 0.32 | 5.00 | 4.908 | 4.67 | 0.67 | 5.00 | 1,042 | 4.68 | 0.61 | 5.00 | |

10 - Please provide additional feedback:

| Return Rate | 4/33 (12.12%) |
|-------------|---------------|
|-------------|---------------|

- This has been, by far, the hardest course I have had in my college career. One thing that I did not enjoy was having so many assignments due while also attempting to complete a very large research project. I suspect this will be made easier when this course is required prior to senior assessment and group projects are the norm in the course.
- Admirable job by the instructor for as young as he is. Struggled at times with connecting do to highly technical nature of material, but great young professor that I see having a bright future.
- Dr. Locke is a great addition to the Economics department. I stopped by his office numerous times over the semester and he was more than happy to help regardless of the issue. In class he makes sure that we don't waste time writing notes and gives them to us, which I like so I can focus more attention on listening to him to better understand the material. His tests are hard, but if you prepare for it and actually come to class, you can pass easily. I think maybe he could be a little easier on grading especially on exams, but other than that I have no complaints about him or the class.
- Makes one of the hardest business courses much easier to comprehend and is relatable

Western Kentucky University

Fall 2017 Full Term Course Evaluations

Course: ECON465001: REGRESSION & ECONOMETRIC

Instructor: Stephen Locke *

1 - What is your expected grade in this course?

| Response Option | Weight | Frequency | Percent | Percent Responses | Means |
|--------------------|--------|-----------|---------|-------------------|-------|
| A | (1) | 7 | 41.18% | | |
| B | (2) | 8 | 47.06% | | |
| C | (3) | 1 | 5.88% | | |
| D | (4) | 1 | 5.88% | | |
| F | (5) | 0 | 0% | | |
| | | | | 0 25 50 75 100 | |
| Return Rate | | | | | |
| 17/25 (68%) | | | | | |

2 - My instructor is organized and well-prepared for class.

| Response Option | | | | Weight | Frequency | Percent | Percent Responses | | | Means | | | | | | | |
|-------------------|--|------|------|--------|-----------------|---------|-------------------|------|--------|--------------------|-----|------------|------|-----------------|--|--------------------|--|
| Strongly Agree | | | | (5) | 13 | 76.47% | | | | | | | | | | | |
| Agree | | | | (4) | 4 | 23.53% | | | | | | | | | | | |
| Neutral | | | | (3) | 0 | 0% | | | | | | | | | | | |
| Disagree | | | | (2) | 0 | 0% | | | | | | | | | | | |
| Strongly Disagree | | | | (1) | 0 | 0% | | | | | | | | | | | |
| | | | | | | | 0 | 25 | 50 | 75 | 100 | Instructor | | College Summary | | Department Summary | |
| Return Rate | | Mean | STD | Median | College Summary | | Mean | STD | Median | Department Summary | | Mean | STD | Median | | | |
| 17/25 (68%) | | 4.76 | 0.44 | 5.00 | 5,075 | | 4.40 | 0.88 | 5.00 | 1,026 | | 4.33 | 0.88 | 5.00 | | | |

3 - Expectations for course assignments are clear and specific.

| Response Option | | | | Weight | Frequency | Percent | Percent Responses | | | Means | | | | |
|-------------------|--|------|------|--------|-----------------|---------|-------------------|------|--------|--------------------|-----|------------|-----------------|--------------------|
| Strongly Agree | | | | (5) | 12 | 70.59% | | | | | | | | |
| Agree | | | | (4) | 5 | 29.41% | | | | | | | | |
| Neutral | | | | (3) | 0 | 0% | | | | | | | | |
| Disagree | | | | (2) | 0 | 0% | | | | | | | | |
| Strongly Disagree | | | | (1) | 0 | 0% | | | | | | | | |
| | | | | | | | 0 | 25 | 50 | 75 | 100 | Instructor | College Summary | Department Summary |
| Return Rate | | Mean | STD | Median | College Summary | | Mean | STD | Median | Department Summary | | Mean | STD | Median |
| 17/25 (68%) | | 4.71 | 0.47 | 5.00 | 5,075 | | 4.29 | 0.96 | 5.00 | 1,026 | | 4.21 | 0.96 | 4.00 |

4 - Assignments/exams are aligned with course learning objectives.

| Response Option | | | Weight | Frequency | Percent | Percent Responses | | | | Means | | | | | | |
|-------------------|--|------|--------|-----------|-----------------|-------------------|------|----|------|--------|--------------------|--|-----------------|--|--------------------|--------|
| Strongly Agree | | | (5) | 14 | 82.35% | | | | | | | | | | | |
| Agree | | | (4) | 2 | 11.76% | | | | | | | | | | | |
| Neutral | | | (3) | 0 | 0% | | | | | | | | | | | |
| Disagree | | | (2) | 1 | 5.88% | | | | | | | | | | | |
| Strongly Disagree | | | (1) | 0 | 0% | | | | | | | | | | | |
| | | | | | | 0 | 25 | 50 | 75 | 100 | Instructor | | College Summary | | Department Summary | |
| Return Rate | | Mean | STD | Median | College Summary | | Mean | | STD | Median | Department Summary | | Mean | | STD | Median |
| 17/25 (68%) | | 4.71 | 0.77 | 5.00 | 5.075 | | 4.37 | | 0.87 | 5.00 | 1,026 | | 4.27 | | 0.89 | 4.00 |


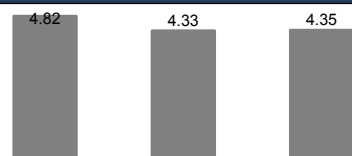
Western Kentucky University

Fall 2017 Full Term Course Evaluations

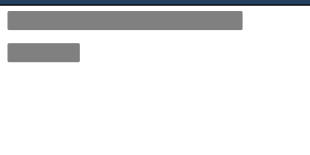
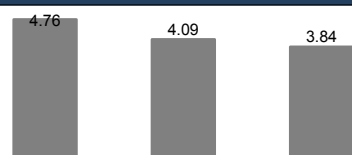
Course: ECON465001: REGRESSION & ECONOMETRIC

Instructor: Stephen Locke *


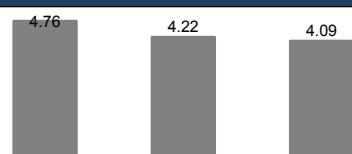
5 - This course has effectively challenged me to think.

| Response Option | | | | Weight | Frequency | Percent | Percent Responses | | | | Means | | | |
|-------------------|--|------|------|--------|-----------------|---------|--|------|--------|--------------------|---|------------|-----------------|--------------------|
| Strongly Agree | | | | (5) | 14 | 82.35% |  | | | |  | 4.82 | 4.33 | 4.35 |
| Agree | | | | (4) | 3 | 17.65% | | | | | | | | |
| Neutral | | | | (3) | 0 | 0% | | | | | | | | |
| Disagree | | | | (2) | 0 | 0% | | | | | | | | |
| Strongly Disagree | | | | (1) | 0 | 0% | | | | | | | | |
| | | | | | | | 0 | 25 | 50 | 75 | 100 | Instructor | College Summary | Department Summary |
| Return Rate | | Mean | STD | Median | College Summary | | Mean | STD | Median | Department Summary | | Mean | STD | Median |
| 17/25 (68%) | | 4.82 | 0.39 | 5.00 | 5,075 | | 4.33 | 0.91 | 5.00 | 1,026 | | 4.35 | 0.85 | 5.00 |


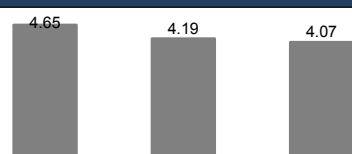
6 - My instructor provides constructive feedback.

| Response Option | | | | Weight | Frequency | Percent | Percent Responses | | | | Means | | | | |
|-------------------|--|------|------|--------|-----------------|---------|--|------|--------|--------------------|---|------------|------|-----------------|--------------------|
| Strongly Agree | | | | (5) | 13 | 76.47% |  | | | |  | | | | |
| Agree | | | | (4) | 4 | 23.53% | | | | | | | | | |
| Neutral | | | | (3) | 0 | 0% | | | | | | | | | |
| Disagree | | | | (2) | 0 | 0% | | | | | | | | | |
| Strongly Disagree | | | | (1) | 0 | 0% | | | | | | | | | |
| | | | | | | | 0 | 25 | 50 | 75 | 100 | Instructor | | College Summary | Department Summary |
| Return Rate | | Mean | STD | Median | College Summary | | Mean | STD | Median | Department Summary | | Mean | STD | Median | |
| 17/25 (68%) | | 4.76 | 0.44 | 5.00 | 5,075 | | 4.09 | 1.08 | 4.00 | 1,026 | | 3.84 | 1.15 | 4.00 | |

7 - Overall, my instructor is effective.

| Response Option | | | | Weight | Frequency | Percent | Percent Responses | | | | Means | | | | |
|-------------------|--|------|------|--------|-----------------|---------|--|------|--------|--------------------|---|------------|------|-----------------|--------------------|
| Strongly Agree | | | | (5) | 14 | 82.35% |  | | | |  | | | | |
| Agree | | | | (4) | 2 | 11.76% | | | | | | | | | |
| Neutral | | | | (3) | 1 | 5.88% | | | | | | | | | |
| Disagree | | | | (2) | 0 | 0% | | | | | | | | | |
| Strongly Disagree | | | | (1) | 0 | 0% | | | | | | | | | |
| | | | | | | | 0 | 25 | 50 | 75 | 100 | Instructor | | College Summary | Department Summary |
| Return Rate | | Mean | STD | Median | College Summary | | Mean | STD | Median | Department Summary | | Mean | STD | Median | |
| 17/25 (68%) | | 4.76 | 0.56 | 5.00 | 5,075 | | 4.22 | 1.03 | 5.00 | 1,026 | | 4.09 | 1.03 | 4.00 | |

8 - I have learned a lot in this course.

| Response Option | | | | Weight | Frequency | Percent | Percent Responses | | | | Means | | | | | | |
|-------------------|--|------|------|--------|-----------------|---------|--|----|------|--------|---|------------|------|-----------------|--------|--------------------|--|
| Strongly Agree | | | | (5) | 13 | 76.47% |  | | | |  | | | | | | |
| Agree | | | | (4) | 3 | 17.65% | | | | | | | | | | | |
| Neutral | | | | (3) | 0 | 0% | | | | | | | | | | | |
| Disagree | | | | (2) | 1 | 5.88% | | | | | | | | | | | |
| Strongly Disagree | | | | (1) | 0 | 0% | | | | | | | | | | | |
| | | | | | | | 0 | 25 | 50 | 75 | 100 | Instructor | | College Summary | | Department Summary | |
| Return Rate | | Mean | STD | Median | College Summary | | Mean | | STD | Median | Department Summary | | Mean | STD | Median | | |
| 17/25 (68%) | | 4.65 | 0.79 | 5.00 | 5,075 | | 4.19 | | 1.01 | 4.00 | 1,026 | | 4.07 | 1.04 | 4.00 | | |

Western Kentucky University

Fall 2017 Full Term Course Evaluations

Course: ECON465001: REGRESSION & ECONOMETRIC

Instructor: Stephen Locke *

9 - My instructor treats me fairly with regard to race, age, sex, religion, national origin, disability, gender identity, and sexual orientation.

| Response Option | | | | Weight | Frequency | Percent | Percent Responses | | | | Means | | | | |
|-------------------|--|------|------|--------|-----------------|---------|-------------------|------|--------|--------------------|-------|------------|------|-----------------|--------------------|
| Strongly Agree | | | | (5) | 14 | 82.35% | | | | | | 4.82 | 4.71 | 4.66 | |
| Agree | | | | (4) | 3 | 17.65% | | | | | | | | | |
| Neutral | | | | (3) | 0 | 0% | | | | | | | | | |
| Disagree | | | | (2) | 0 | 0% | | | | | | | | | |
| Strongly Disagree | | | | (1) | 0 | 0% | | | | | | | | | |
| | | | | | | | 0 | 25 | 50 | 75 | 100 | Instructor | | College Summary | Department Summary |
| Return Rate | | Mean | STD | Median | College Summary | | Mean | STD | Median | Department Summary | | Mean | STD | Median | |
| 17/25 (68%) | | 4.82 | 0.39 | 5.00 | 5,075 | | 4.71 | 0.60 | 5.00 | 1,026 | | 4.66 | 0.63 | 5.00 | |

10 - Please provide additional feedback:

- Dr. Locke has been an excellent professor. He makes a class that is very challenging feasible. His intelligence is apparent, yet he is able to simplify concepts for us common students to understand. He is always eager to assist students when stuck on homework or project assignments. He comes prepared to class and ensures we feel prepared for exams.
- I wasn't sure what to expect at all about this class because of how hard everyone made it sound, but Dr. Locke definitely made it manageable. He is one the most helpful professors I have ever had. He is so willing to go the extra mile for his students. I can't tell you how many times I had to go to his office for help, but he was always willing to help. I've also come out of this class with a lot of useful skills and new knowledge. Overall, it was hard, but the professor was good, and I learned a lot.
- This has been one of the most difficult classes I have ever taken, but Dr. Locke did all he could to make everything as clear as possible. He helped me a lot after class hours and was very good about responding to emails and helping out with our various projects and assignments. I really appreciate his reviews sessions the night before exams, too, because they are helpful and I know he is sacrificing his own time to help us. I can't say I loved this class, but Dr. Locke made it as good as it could possibly get.
- Absolutely loved having class with Dr. Locke!
- Great teacher. I was able to understand the course information and with studying, I was able to do well in the course
- Most important class I've taken in college. Locke is a very effective professor who cares to make sure every student is learning and not falling behind.
- Very helpful when I need it, but way too smart lol

Western Kentucky University

Fall 2017 Full Term Course Evaluations

Course: ECON465002: REGRESSION & ECONOMETRIC

Instructor: Stephen Locke *

1 - What is your expected grade in this course?

| Response Option | Weight | Frequency | Percent | Percent Responses | Means |
|--------------------|--------|-----------|---------|-------------------|-------|
| A | (1) | 3 | 50% | | |
| B | (2) | 1 | 16.67% | | |
| C | (3) | 2 | 33.33% | | |
| D | (4) | 0 | 0% | | |
| F | (5) | 0 | 0% | | |
| | | | | 0 25 50 75 100 | |
| Return Rate | | | | | |
| 6/10 (60%) | | | | | |

2 - My instructor is organized and well-prepared for class.

| Response Option | Weight | Frequency | Percent | Percent Responses | Means |
|--------------------|-------------|------------|---------------|------------------------|---|
| Strongly Agree | (5) | 3 | 50% | | <div>4.33</div> <div>4.40</div> <div>4.33</div> |
| Agree | (4) | 2 | 33.33% | | |
| Neutral | (3) | 1 | 16.67% | | |
| Disagree | (2) | 0 | 0% | | |
| Strongly Disagree | (1) | 0 | 0% | | |
| | | | | 0 25 50 75 100 | Instructor College Summary Department Summary |
| Return Rate | Mean | STD | Median | College Summary | Mean STD Median Department Summary Mean STD Median |
| 6/10 (60%) | 4.33 | 0.82 | 4.50 | 5,075 | 4.40 0.88 5.00 1,026 4.33 0.88 5.00 |

3 - Expectations for course assignments are clear and specific.

| Response Option | Weight | Frequency | Percent | Percent Responses | Means |
|--------------------|-------------|------------|---------------|------------------------|---|
| Strongly Agree | (5) | 3 | 50% | | <div>4.50</div> <div>4.29</div> <div>4.21</div> |
| Agree | (4) | 3 | 50% | | |
| Neutral | (3) | 0 | 0% | | |
| Disagree | (2) | 0 | 0% | | |
| Strongly Disagree | (1) | 0 | 0% | | |
| | | | | 0 25 50 75 100 | Instructor College Summary Department Summary |
| Return Rate | Mean | STD | Median | College Summary | Mean STD Median Department Summary Mean STD Median |
| 6/10 (60%) | 4.50 | 0.55 | 4.50 | 5,075 | 4.29 0.96 5.00 1,026 4.21 0.96 4.00 |

4 - Assignments/exams are aligned with course learning objectives.

| Response Option | Weight | Frequency | Percent | Percent Responses | Means |
|--------------------|-------------|------------|---------------|------------------------|---|
| Strongly Agree | (5) | 4 | 66.67% | | <div>4.67</div> <div>4.37</div> <div>4.27</div> |
| Agree | (4) | 2 | 33.33% | | |
| Neutral | (3) | 0 | 0% | | |
| Disagree | (2) | 0 | 0% | | |
| Strongly Disagree | (1) | 0 | 0% | | |
| | | | | 0 25 50 75 100 | Instructor College Summary Department Summary |
| Return Rate | Mean | STD | Median | College Summary | Mean STD Median Department Summary Mean STD Median |
| 6/10 (60%) | 4.67 | 0.52 | 5.00 | 5,075 | 4.37 0.87 5.00 1,026 4.27 0.89 4.00 |



Western Kentucky University

Fall 2017 Full Term Course Evaluations



Course: ECON465002: REGRESSION & ECONOMETRIC

Instructor: Stephen Locke *



5 - This course has effectively challenged me to think.

| Response Option | | | | Weight | Frequency | Percent | Percent Responses | | | | Means | | | |
|-------------------|--|------|------|--------|-----------------|---------|--|------|--------|--------------------|---|------------|-----------------|--------------------|
| Strongly Agree | | | | (5) | 5 | 83.33% |  | | | |  | 4.83 | 4.33 | 4.35 |
| Agree | | | | (4) | 1 | 16.67% | | | | | | | | |
| Neutral | | | | (3) | 0 | 0% | | | | | | | | |
| Disagree | | | | (2) | 0 | 0% | | | | | | | | |
| Strongly Disagree | | | | (1) | 0 | 0% | | | | | | | | |
| | | | | | | | 0 | 25 | 50 | 75 | 100 | Instructor | College Summary | Department Summary |
| Return Rate | | Mean | STD | Median | College Summary | | Mean | STD | Median | Department Summary | | Mean | STD | Median |
| 6/10 (60%) | | 4.83 | 0.41 | 5.00 | 5,075 | | 4.33 | 0.91 | 5.00 | 1,026 | | 4.35 | 0.85 | 5.00 |



6 - My instructor provides constructive feedback.

| Response Option | | | | Weight | Frequency | Percent | Percent Responses | | | Means | | | | |
|-------------------|--|------|------|--------|-----------------|---------|--|------|--------|---|-----|------------|-----------------|--------------------|
| Strongly Agree | | | | (5) | 4 | 66.67% |  | | |  | | | | |
| Agree | | | | (4) | 2 | 33.33% | | | | | | | | |
| Neutral | | | | (3) | 0 | 0% | | | | | | | | |
| Disagree | | | | (2) | 0 | 0% | | | | | | | | |
| Strongly Disagree | | | | (1) | 0 | 0% | | | | | | | | |
| | | | | | | | 0 | 25 | 50 | 75 | 100 | Instructor | College Summary | Department Summary |
| Return Rate | | Mean | STD | Median | College Summary | | Mean | STD | Median | Department Summary | | Mean | STD | Median |
| 6/10 (60%) | | 4.67 | 0.52 | 5.00 | 5,075 | | 4.09 | 1.08 | 4.00 | 1,026 | | 3.84 | 1.15 | 4.00 |

7 - Overall, my instructor is effective.

| Response Option | | | | Weight | Frequency | Percent | Percent Responses | | | | Means | | | | |
|-------------------|--|------|------|--------|-----------------|---------|--|------|--------|--------------------|---|------------|------|-----------------|--------------------|
| Strongly Agree | | | | (5) | 3 | 50% |  | | | |  | | | | |
| Agree | | | | (4) | 3 | 50% | | | | | | | | | |
| Neutral | | | | (3) | 0 | 0% | | | | | | | | | |
| Disagree | | | | (2) | 0 | 0% | | | | | | | | | |
| Strongly Disagree | | | | (1) | 0 | 0% | | | | | | | | | |
| | | | | | | | 0 | 25 | 50 | 75 | 100 | Instructor | | College Summary | Department Summary |
| Return Rate | | Mean | STD | Median | College Summary | | Mean | STD | Median | Department Summary | | Mean | STD | Median | |
| 6/10 (60%) | | 4.50 | 0.55 | 4.50 | 5,075 | | 4.22 | 1.03 | 5.00 | 1,026 | | 4.09 | 1.03 | 4.00 | |

8 - I have learned a lot in this course.

| Response Option | | | | Weight | Frequency | Percent | Percent Responses | | | | Means | | | | |
|-------------------|--|------|------|--------|-----------------|---------|--|------|--------|--------------------|---|------------|------|-----------------|--------------------|
| Strongly Agree | | | | (5) | 2 | 33.33% |  | | | |  | | | | |
| Agree | | | | (4) | 2 | 33.33% | | | | | | | | | |
| Neutral | | | | (3) | 2 | 33.33% | | | | | | | | | |
| Disagree | | | | (2) | 0 | 0% | | | | | | | | | |
| Strongly Disagree | | | | (1) | 0 | 0% | | | | | | | | | |
| | | | | | | | 0 | 25 | 50 | 75 | 100 | Instructor | | College Summary | Department Summary |
| Return Rate | | Mean | STD | Median | College Summary | | Mean | STD | Median | Department Summary | | Mean | STD | Median | |
| 6/10 (60%) | | 4.00 | 0.89 | 4.00 | 5,075 | | 4.19 | 1.01 | 4.00 | 1,026 | | 4.07 | 1.04 | 4.00 | |

Western Kentucky University

Fall 2017 Full Term Course Evaluations

Course:

ECON465002: REGRESSION & ECONOMETRIC

Instructor:

Stephen Locke *

9 - My instructor treats me fairly with regard to race, age, sex, religion, national origin, disability, gender identity, and sexual orientation.

| Response Option | | | | Weight | Frequency | Percent | Percent Responses | | | Means | | | |
|-------------------|------|------|--------|-----------------|-----------|---------|-------------------|--------|--------------------|-------|------------|-----------------|--------------------|
| Strongly Agree | | | | (5) | 5 | 83.33% | | | | 4.83 | 4.71 | 4.66 | |
| Agree | | | | (4) | 1 | 16.67% | | | | | | | |
| Neutral | | | | (3) | 0 | 0% | | | | | | | |
| Disagree | | | | (2) | 0 | 0% | | | | | | | |
| Strongly Disagree | | | | (1) | 0 | 0% | | | | | | | |
| | | | | | | 0 | 25 | 50 | 75 | 100 | Instructor | College Summary | Department Summary |
| Return Rate | Mean | STD | Median | College Summary | | Mean | STD | Median | Department Summary | Mean | STD | Median | |
| 6/10 (60%) | 4.83 | 0.41 | 5.00 | 5,075 | | 4.71 | 0.60 | 5.00 | 1,026 | 4.66 | 0.63 | 5.00 | |

10 - Please provide additional feedback:

• I love ECON, this class is great and Prof. Locke does an excellent job teaching difficult material.






Western Kentucky University

Spring 2017 Full Term Course Evaluations





Course: ECON465001: REGRESSION & ECONOMETRIC

Instructor: Stephen Locke *

1 - What is your expected grade in this course?

| Response Option | Weight | Frequency | Percent | Percent Responses | Means | | |
|--------------------|--------|-----------|---------|---|-------|--|--|
| A | (1) | 3 | 37.5% |  | | | |
| B | (2) | 2 | 25% |  | | | |
| C | (3) | 1 | 12.5% |  | | | |
| D | (4) | 1 | 12.5% |  | | | |
| F | (5) | 1 | 12.5% |  | | | |
| | | | | 0 25 50 75 100 | | | |
| Return Rate | | | | | | | |
| 8/12 (66.67%) | | | | | | | |

2 - My instructor is organized and well-prepared for class.

| Response Option | | | | Weight | Frequency | Percent | Percent Responses | | | Means | | | | |
|-------------------|--|------|------|--------|-----------------|---------|---|------|--------|---|---|---|-----------------|--------------------|
| Strongly Agree | | | | (5) | 4 | 50% |  | | |  |  |  | | |
| Agree | | | | (4) | 4 | 50% | | | | | | | | |
| Neutral | | | | (3) | 0 | 0% | | | | | | | | |
| Disagree | | | | (2) | 0 | 0% | | | | | | | | |
| Strongly Disagree | | | | (1) | 0 | 0% | | | | | | | | |
| | | | | | | | 0 | 25 | 50 | 75 | 100 | Instructor | College Summary | Department Summary |
| Return Rate | | Mean | STD | Median | College Summary | | Mean | STD | Median | Department Summary | | Mean | STD | Median |
| 8/12 (66.67%) | | 4.50 | 0.53 | 4.50 | 5,250 | | 4.37 | 0.87 | 5.00 | 1,091 | | 4.35 | 0.86 | 5.00 |

3 - Expectations for course assignments are clear and specific.

| Response Option | | | | Weight | Frequency | Percent | Percent Responses | | | | Means | | | | | | |
|-------------------|--|------|------|--------|-----------------|---------|-------------------|------|--------|--------------------|-------|------------|------|-----------------|--|--------------------|--|
| Strongly Agree | | | | (5) | 3 | 37.5% | | | | | | | | | | | |
| Agree | | | | (4) | 5 | 62.5% | | | | | | | | | | | |
| Neutral | | | | (3) | 0 | 0% | | | | | | | | | | | |
| Disagree | | | | (2) | 0 | 0% | | | | | | | | | | | |
| Strongly Disagree | | | | (1) | 0 | 0% | | | | | | | | | | | |
| | | | | | | | 0 | 25 | 50 | 75 | 100 | Instructor | | College Summary | | Department Summary | |
| Return Rate | | Mean | STD | Median | College Summary | | Mean | STD | Median | Department Summary | | Mean | STD | Median | | | |
| 8/12 (66.67%) | | 4.38 | 0.52 | 4.00 | 5,250 | | 4.26 | 0.95 | 5.00 | 1,091 | | 4.20 | 0.93 | 4.00 | | | |

4 - Assignments/exams are aligned with course learning objectives.

| Response Option | | | Weight | Frequency | Percent | Percent Responses | | | | Means | | | | |
|-------------------|--|------|--------|-----------|-----------------|------------------------|------|------|--------|----------------------------|----------------------------|----------------------------|-----------------|--------------------|
| Strongly Agree | | | (5) | 5 | 62.5% | <div><div></div></div> | | | | <div><div>4.63</div></div> | <div><div>4.36</div></div> | <div><div>4.34</div></div> | | |
| Agree | | | (4) | 3 | 37.5% | <div><div></div></div> | | | | | | | | |
| Neutral | | | (3) | 0 | 0% | | | | | | | | | |
| Disagree | | | (2) | 0 | 0% | | | | | | | | | |
| Strongly Disagree | | | (1) | 0 | 0% | | | | | | | | | |
| | | | | | | 0 | 25 | 50 | 75 | 100 | Instructor | | College Summary | Department Summary |
| Return Rate | | Mean | STD | Median | College Summary | | Mean | STD | Median | Department Summary | | Mean | STD | Median |
| 8/12 (66.67%) | | 4.63 | 0.52 | 5.00 | 5,250 | | 4.36 | 0.86 | 5.00 | 1,091 | | 4.34 | 0.80 | 4.00 |


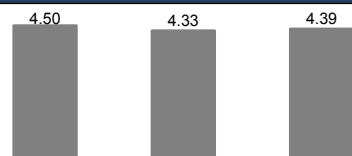
Western Kentucky University

Spring 2017 Full Term Course Evaluations


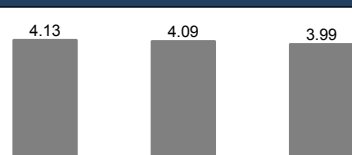
Course: ECON465001: REGRESSION & ECONOMETRIC

Instructor: Stephen Locke *


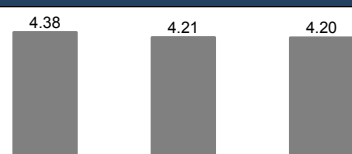
5 - This course has effectively challenged me to think.

| Response Option | | | | Weight | Frequency | Percent | Percent Responses | | | | Means | | | |
|-------------------|--|------|------|--------|-----------------|---------|--|------|--------|--------------------|---|------------|-----------------|--------------------|
| Strongly Agree | | | | (5) | 4 | 50% |  | | | |  | | | |
| Agree | | | | (4) | 4 | 50% | | | | | | | | |
| Neutral | | | | (3) | 0 | 0% | | | | | | | | |
| Disagree | | | | (2) | 0 | 0% | | | | | | | | |
| Strongly Disagree | | | | (1) | 0 | 0% | | | | | | | | |
| | | | | | | | 0 | 25 | 50 | 75 | 100 | Instructor | College Summary | Department Summary |
| Return Rate | | Mean | STD | Median | College Summary | | Mean | STD | Median | Department Summary | | Mean | STD | Median |
| 8/12 (66.67%) | | 4.50 | 0.53 | 4.50 | 5,250 | | 4.33 | 0.89 | 5.00 | 1,091 | | 4.39 | 0.80 | 5.00 |


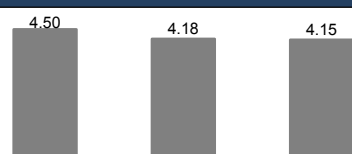
6 - My instructor provides constructive feedback.

| Response Option | | | | Weight | Frequency | Percent | Percent Responses | | | Means | | | | |
|-------------------|--|------|------|--------|-----------------|---------|--|------|--------|---|-----|------------|-----------------|--------------------|
| Strongly Agree | | | | (5) | 4 | 50% |  | | |  | | | | |
| Agree | | | | (4) | 3 | 37.5% | | | | | | | | |
| Neutral | | | | (3) | 0 | 0% | | | | | | | | |
| Disagree | | | | (2) | 0 | 0% | | | | | | | | |
| Strongly Disagree | | | | (1) | 1 | 12.5% | | | | | | | | |
| | | | | | | | 0 | 25 | 50 | 75 | 100 | Instructor | College Summary | Department Summary |
| Return Rate | | Mean | STD | Median | College Summary | | Mean | STD | Median | Department Summary | | Mean | STD | Median |
| 8/12 (66.67%) | | 4.13 | 1.36 | 4.50 | 5,250 | | 4.09 | 1.06 | 4.00 | 1,091 | | 3.99 | 1.04 | 4.00 |

7 - Overall, my instructor is effective.

| Response Option | | | | Weight | Frequency | Percent | Percent Responses | | | | Means | | | | |
|-------------------|--|------|------|--------|-----------------|---------|--|------|--------|--------------------|---|------------|------|-----------------|--------------------|
| Strongly Agree | | | | (5) | 5 | 62.5% |  | | | |  | | | | |
| Agree | | | | (4) | 2 | 25% | | | | | | | | | |
| Neutral | | | | (3) | 0 | 0% | | | | | | | | | |
| Disagree | | | | (2) | 1 | 12.5% | | | | | | | | | |
| Strongly Disagree | | | | (1) | 0 | 0% | | | | | | | | | |
| | | | | | | | 0 | 25 | 50 | 75 | 100 | Instructor | | College Summary | Department Summary |
| Return Rate | | Mean | STD | Median | College Summary | | Mean | STD | Median | Department Summary | | Mean | STD | Median | |
| 8/12 (66.67%) | | 4.38 | 1.06 | 5.00 | 5,250 | | 4.21 | 1.01 | 5.00 | 1,091 | | 4.20 | 0.98 | 4.00 | |

8 - I have learned a lot in this course.

| Response Option | | | | Weight | Frequency | Percent | Percent Responses | | | | Means | | | | |
|-------------------|--|------|------|--------|-----------------|---------|--|------|--------|--------------------|---|------------|------|-----------------|--------------------|
| Strongly Agree | | | | (5) | 5 | 62.5% |  | | | |  | | | | |
| Agree | | | | (4) | 2 | 25% | | | | | | | | | |
| Neutral | | | | (3) | 1 | 12.5% | | | | | | | | | |
| Disagree | | | | (2) | 0 | 0% | | | | | | | | | |
| Strongly Disagree | | | | (1) | 0 | 0% | | | | | | | | | |
| | | | | | | | 0 | 25 | 50 | 75 | 100 | Instructor | | College Summary | Department Summary |
| Return Rate | | Mean | STD | Median | College Summary | | Mean | STD | Median | Department Summary | | Mean | STD | Median | |
| 8/12 (66.67%) | | 4.50 | 0.76 | 5.00 | 5,250 | | 4.18 | 1.00 | 4.00 | 1,091 | | 4.15 | 0.98 | 4.00 | |

Western Kentucky University

Spring 2017 Full Term Course Evaluations

Course: ECON465001: REGRESSION & ECONOMETRIC

Instructor: Stephen Locke *

9 - My instructor treats me fairly with regard to race, age, sex, religion, national origin, disability, gender identity, and sexual orientation.

| Response Option | | | | Weight | Frequency | Percent | Percent Responses | | | | Means | | | |
|-------------------|--|------|------|--------|-----------------|---------|-------------------|------|--------|--------------------|-------|------------|-----------------|--------------------|
| Strongly Agree | | | | (5) | 5 | 62.5% | | | | | | | | |
| Agree | | | | (4) | 2 | 25% | | | | | | | | |
| Neutral | | | | (3) | 1 | 12.5% | | | | | | | | |
| Disagree | | | | (2) | 0 | 0% | | | | | | | | |
| Strongly Disagree | | | | (1) | 0 | 0% | | | | | | | | |
| | | | | | | | 0 | 25 | 50 | 75 | 100 | Instructor | College Summary | Department Summary |
| Return Rate | | Mean | STD | Median | College Summary | | Mean | STD | Median | Department Summary | | Mean | STD | Median |
| 8/12 (66.67%) | | 4.50 | 0.76 | 5.00 | 5,250 | | 4.66 | 0.68 | 5.00 | 1,091 | | 4.65 | 0.65 | 5.00 |

10 - Please provide additional feedback:

- This has been a wonderful class. He has been extremely fair with grading. Only recommendation would be that he spaces out assignments more evenly throughout the semester so it doesn't all hit in chunks and to put all notes on Blackboard from the beginning
- We almost had too much homework. On weeks when we would be focused on getting the parts of our project done we would also have homework assignments due and papers to read. I also did not like having homework due the same day as an exam. I wish it was due a few days before the exam so we could look over the correct answers.
- I have learned more in Econ465 than I have learned in any class in my scholastic tenure. Many people may not enjoy econometrics and this is a difficult course, but Dr. Locke has made this subject extremely interesting. Because of this course, I have shifted my focus in my degree so that I will have an opportunity to expand on what I have gained from this course. If I could make one suggestion, it would be to allow everyone the option to work individually on the research project. The biggest challenge that I have faced is finding valuable time to meet with my group and also finding a system that works best to effectively write a detailed paper, collaborate ideas and data, etc. with the others in my group. Overall, this course is one of my favorite courses that I have taken at WKU or elsewhere.
- I enjoyed Dr. Locke as a teacher, because he explained the material well and was able to apply it to real world situations. He was very open to questions and is willing to help students. I would like to see more of the math behind the regressions explained as a part of the course.
- Young professor who really seems to care about his students and their grasp of the material. Keep him.
- I don't like when a teacher says "there is no attendance grade", but then gives a grade once a week just for being in class.

Western Kentucky University

Spring 2017 Full Term Course Evaluations

Course: ECON465002: REGRESSION & ECONOMETRIC

Instructor: Stephen Locke *

1 - What is your expected grade in this course?

| Response Option | Weight | Frequency | Percent | Percent Responses | Means |
|--------------------|--------|-----------|---------|-------------------|-------|
| A | (1) | 6 | 40% | | |
| B | (2) | 8 | 53.33% | | |
| C | (3) | 1 | 6.67% | | |
| D | (4) | 0 | 0% | | |
| F | (5) | 0 | 0% | | |
| | | | | 0 25 50 75 100 | |
| Return Rate | | | | | |
| 15/24 (62.5%) | | | | | |

2 - My instructor is organized and well-prepared for class.

| Response Option | | | Weight | Frequency | Percent | Percent Responses | | | | Means | | | | | | |
|-------------------|--|------|--------|-----------|-----------------|-------------------|------|------|--------|--------------------|------------|------|-----------------|--------|--------------------|--|
| Strongly Agree | | | (5) | 11 | 73.33% | | | | | | | | | | | |
| Agree | | | (4) | 4 | 26.67% | | | | | | | | | | | |
| Neutral | | | (3) | 0 | 0% | | | | | | | | | | | |
| Disagree | | | (2) | 0 | 0% | | | | | | | | | | | |
| Strongly Disagree | | | (1) | 0 | 0% | | | | | | | | | | | |
| | | | | | | 0 | 25 | 50 | 75 | 100 | Instructor | | College Summary | | Department Summary | |
| Return Rate | | Mean | STD | Median | College Summary | | Mean | STD | Median | Department Summary | | Mean | STD | Median | | |
| 15/24 (62.5%) | | 4.73 | 0.46 | 5.00 | 5,250 | | 4.37 | 0.87 | 5.00 | 1,091 | | 4.35 | 0.86 | 5.00 | | |

3 - Expectations for course assignments are clear and specific.

| Response Option | | | | Weight | Frequency | Percent | Percent Responses | | | | Means | | | | | | |
|-------------------|--|------|------|--------|-----------------|---------|-------------------|------|--------|--------------------|-------|------------|------|-----------------|--|--------------------|--|
| Strongly Agree | | | | (5) | 8 | 53.33% | | | | | | | | | | | |
| Agree | | | | (4) | 6 | 40% | | | | | | | | | | | |
| Neutral | | | | (3) | 1 | 6.67% | | | | | | | | | | | |
| Disagree | | | | (2) | 0 | 0% | | | | | | | | | | | |
| Strongly Disagree | | | | (1) | 0 | 0% | | | | | | | | | | | |
| | | | | | | | 0 | 25 | 50 | 75 | 100 | Instructor | | College Summary | | Department Summary | |
| Return Rate | | Mean | STD | Median | College Summary | | Mean | STD | Median | Department Summary | | Mean | STD | Median | | | |
| 15/24 (62.5%) | | 4.47 | 0.64 | 5.00 | 5,250 | | 4.26 | 0.95 | 5.00 | 1,091 | | 4.20 | 0.93 | 4.00 | | | |

4 - Assignments/exams are aligned with course learning objectives.

| Response Option | | | | Weight | Frequency | Percent | Percent Responses | | | | Means | | | | | | |
|-------------------|--|------|------|--------|-----------------|---------|-------------------|------|--------|--------------------|-------|------------|------|-----------------|--|--------------------|--|
| Strongly Agree | | | | (5) | 9 | 60% | | | | | | | | | | | |
| Agree | | | | (4) | 6 | 40% | | | | | | | | | | | |
| Neutral | | | | (3) | 0 | 0% | | | | | | | | | | | |
| Disagree | | | | (2) | 0 | 0% | | | | | | | | | | | |
| Strongly Disagree | | | | (1) | 0 | 0% | | | | | | | | | | | |
| | | | | | | | 0 | 25 | 50 | 75 | 100 | Instructor | | College Summary | | Department Summary | |
| Return Rate | | Mean | STD | Median | College Summary | | Mean | STD | Median | Department Summary | | Mean | STD | Median | | | |
| 15/24 (62.5%) | | 4.60 | 0.51 | 5.00 | 5,250 | | 4.36 | 0.86 | 5.00 | 1,091 | | 4.34 | 0.80 | 4.00 | | | |

Western Kentucky University

Spring 2017 Full Term Course Evaluations

Course: ECON465002: REGRESSION & ECONOMETRIC

Instructor: Stephen Locke *

5 - This course has effectively challenged me to think.

| Response Option | | | | Weight | Frequency | Percent | Percent Responses | | | | Means | | | |
|-------------------|--|------|------|--------|-----------------|---------|-------------------|------|--------|--------------------|-------|------------|-----------------|--------------------|
| Strongly Agree | | | | (5) | 14 | 93.33% | | | | | | 4.87 | 4.33 | 4.39 |
| Agree | | | | (4) | 0 | 0% | | | | | | | | |
| Neutral | | | | (3) | 1 | 6.67% | | | | | | | | |
| Disagree | | | | (2) | 0 | 0% | | | | | | | | |
| Strongly Disagree | | | | (1) | 0 | 0% | | | | | | | | |
| | | | | | | | 0 | 25 | 50 | 75 | 100 | Instructor | College Summary | Department Summary |
| Return Rate | | Mean | STD | Median | College Summary | | Mean | STD | Median | Department Summary | | Mean | STD | Median |
| 15/24 (62.5%) | | 4.87 | 0.52 | 5.00 | 5,250 | | 4.33 | 0.89 | 5.00 | 1,091 | | 4.39 | 0.80 | 5.00 |

6 - My instructor provides constructive feedback.

| Response Option | | | | Weight | Frequency | Percent | Percent Responses | | | | Means | | | | |
|-------------------|--|------|------|--------|-----------------|---------|-------------------|------|--------|--------------------|-------|------------|------|-----------------|--------------------|
| Strongly Agree | | | | (5) | 11 | 73.33% | | | | | | | | | |
| Agree | | | | (4) | 3 | 20% | | | | | | | | | |
| Neutral | | | | (3) | 1 | 6.67% | | | | | | | | | |
| Disagree | | | | (2) | 0 | 0% | | | | | | | | | |
| Strongly Disagree | | | | (1) | 0 | 0% | | | | | | | | | |
| | | | | | | | 0 | 25 | 50 | 75 | 100 | Instructor | | College Summary | Department Summary |
| Return Rate | | Mean | STD | Median | College Summary | | Mean | STD | Median | Department Summary | | Mean | STD | Median | |
| 15/24 (62.5%) | | 4.67 | 0.62 | 5.00 | 5,250 | | 4.09 | 1.06 | 4.00 | 1,091 | | 3.99 | 1.04 | 4.00 | |

7 - Overall, my instructor is effective.

| Response Option | | | | Weight | Frequency | Percent | Percent Responses | | | | Means | | | | |
|-------------------|--|------|------|--------|-----------------|---------|-------------------|------|--------|--------------------|-------|------------|------|-----------------|--------------------|
| Strongly Agree | | | | (5) | 10 | 66.67% | | | | | | | | | |
| Agree | | | | (4) | 5 | 33.33% | | | | | | | | | |
| Neutral | | | | (3) | 0 | 0% | | | | | | | | | |
| Disagree | | | | (2) | 0 | 0% | | | | | | | | | |
| Strongly Disagree | | | | (1) | 0 | 0% | | | | | | | | | |
| | | | | | | | 0 | 25 | 50 | 75 | 100 | Instructor | | College Summary | Department Summary |
| Return Rate | | Mean | STD | Median | College Summary | | Mean | STD | Median | Department Summary | | Mean | STD | Median | |
| 15/24 (62.5%) | | 4.67 | 0.49 | 5.00 | 5,250 | | 4.21 | 1.01 | 5.00 | 1,091 | | 4.20 | 0.98 | 4.00 | |

8 - I have learned a lot in this course.

| Response Option | | | | Weight | Frequency | Percent | Percent Responses | | | | Means | | | |
|-------------------|--|------|------|--------|-----------------|---------|-------------------|------|--------|--------------------|-------|------------|-----------------|--------------------|
| Strongly Agree | | | | (5) | 11 | 73.33% | | | | | | | | |
| Agree | | | | (4) | 3 | 20% | | | | | | | | |
| Neutral | | | | (3) | 1 | 6.67% | | | | | | | | |
| Disagree | | | | (2) | 0 | 0% | | | | | | | | |
| Strongly Disagree | | | | (1) | 0 | 0% | | | | | | | | |
| | | | | | | | 0 | 25 | 50 | 75 | 100 | Instructor | College Summary | Department Summary |
| Return Rate | | Mean | STD | Median | College Summary | | Mean | STD | Median | Department Summary | | Mean | STD | Median |
| 15/24 (62.5%) | | 4.67 | 0.62 | 5.00 | 5,250 | | 4.18 | 1.00 | 4.00 | 1,091 | | 4.15 | 0.98 | 4.00 |

Western Kentucky University

Spring 2017 Full Term Course Evaluations

Course: ECON465002: REGRESSION & ECONOMETRIC

Instructor: Stephen Locke *

9 - My instructor treats me fairly with regard to race, age, sex, religion, national origin, disability, gender identity, and sexual orientation.

| Response Option | | | | Weight | Frequency | Percent | Percent Responses | | | | Means | | | |
|-------------------|--|------|------|--------|-----------------|---------|-------------------|------|--------|--------------------|-------|------------|-----------------|--------------------|
| Strongly Agree | | | | (5) | 14 | 93.33% | | | | | | | | |
| Agree | | | | (4) | 1 | 6.67% | | | | | | | | |
| Neutral | | | | (3) | 0 | 0% | | | | | | | | |
| Disagree | | | | (2) | 0 | 0% | | | | | | | | |
| Strongly Disagree | | | | (1) | 0 | 0% | | | | | | | | |
| | | | | | | | 0 | 25 | 50 | 75 | 100 | Instructor | College Summary | Department Summary |
| Return Rate | | Mean | STD | Median | College Summary | | Mean | STD | Median | Department Summary | | Mean | STD | Median |
| 15/24 (62.5%) | | 4.93 | 0.26 | 5.00 | 5,250 | | 4.66 | 0.68 | 5.00 | 1,091 | | 4.65 | 0.65 | 5.00 |

10 - Please provide additional feedback:

- I'm not mathematically or technologically inclined, but Dr. Locke has been awesome at answering all of my many questions and explaining things further if I need them. This class has been harder than I expected because it goes so in-depth, but I know that it's extremely applicable and has already begun changing the way I look at research and results. Dr. Locke is a really hard grader which can be frustrating because a lot of the conceptual stuff goes over my head (I'm totally not a math person), but he's good at giving opportunities to gain points back so our grades aren't totally horrid. Overall, while the class has been hard it hasn't been as awful as I thought it would be, which is a lot for a non-math person to admit!
- Ahhhhh! I have never had a course and teacher combination that fit so perfectly with my personality. This class was fun, it was intense, and the best part is when a family member or friend asked what classes I was taking and I had the opportunity to explain to them what this class was. Dr. Locke has very high expectations and it is evident that he is very detail oriented, which I appreciate. A fellow student in my section felt that Dr. Locke was either racist or discriminating against him for some other reason because even when his close was basically right it was counted wrong. After eavesdropping a little longer I realized that Dr. Locke would count his answer wrong when he was missing certain words or phrases in his answers. Well, duh. Those were key words or phrases, and without them the answer truly is wrong. Unless you account for all possible alterations in the answer, for example including "all other independent variables held constant" the answer is truly wrong. I understand that, and I like it. I'm obsessed with technicalities like that. I love that when computer programming (I took one semester of it) if you type one letter wrong in the code it will not work. I don't mean to call Dr. Locke a computer, but I do think that his expectations were high while still being reachable. He was helpful, especially with the project, and he was understanding. The only time that I felt like that wasn't the case was when he assigned homework the night of an exam. He knew that it was a lot of work and ended up altering the due date by 24 hours, but he did that just so that we would be familiar with the data set that would be on the test. If he wanted to do that he could have just posted the assignment as practice that we didn't have to turn in. Other than that one instance I think he was reasonable and understanding with all other situations. I have told everyone that I know what Econometrics is and what my project is over. I don't think I've been this excited to work on something in the entirety of my college career. Thank you Dr. Locke! Please don't change anything about the way that you do this course, except please don't give future students homework due the night of a test unless you absolutely have to. I have said it time and time again, WKU does not have a bad Economics teacher. They are all wonderful, funny, and intelligent professionals and I will be proud to graduate from this program.
- I like the fact that Dr. Locke is very straightforward in terms of his lectures, materials, homework, and exams. I wish we had spent more time working on Stata and the commands; even though it feels terrific when I finally figured out the correct commands, I would say a bit more in class Stata would be helpful. Nevertheless, he is a great professor when it comes to this subject.
- This a very difficult class but Dr. Locke is very helpful and you can tell he cares about his students
- This is probably one of the hardest classes that I have taken at WKU, but one of my favorites. I think it really takes everything that you learn in econ prior to and makes it applicable to real life.
- Really enjoyed this course. It is a challenging course at times but I feel that I have learned a lot of useful information that is applicable to real-life situations and careers. I appreciate that you use many "real-life" research questions as examples in the course, this made the content easier to understand and also helped me understand the application of the content. I do not know of any major things I would change about the course. Thanks!
- The lectures are very helpful. The notes and homework assignments are extremely useful too. Overall, the structure is perfect. I would just recommend to spend a little bit more time on lectures explaining the material because sometimes it felt like we were in a rush to go over all the slides. Definitely, one of the most useful classes I ever had.

Western Kentucky University

Fall 2018 Full Term Course Evaluations

Course: ECON465001: REGRESSION & ECONOMETRIC
Instructor: Stephen Locke *
Response Rate: 13/26 (50.00 %)


1 - What is your expected grade in this course?

| Response Option | Weight | Frequency | Percent | Percent Responses | Means | | | |
|-----------------|--------|-----------|---------|-------------------|-------|--|--|--|
| A | (1) | 6 | 46.15% | | | | | |
| B | (2) | 4 | 30.77% | | | | | |
| C | (3) | 3 | 23.08% | | | | | |
| D | (4) | 0 | 0.00% | | | | | |
| F | (5) | 0 | 0.00% | | | | | |
| | | | | 0 25 50 100 | | | | |
| Response Rate | | | | | | | | |
| 13/26 (50.00%) | | | | | | | | |

2 - My instructor is organized and well-prepared for class.

| Response Option | | | | Weight | Frequency | Percent | Percent Responses | Means | | | | | |
|-------------------|--|------|------|--------|-----------------|---------|------------------------|----------------------------|----------------------------|----------------------------|------|------|--------|
| Strongly Agree | | | | (5) | 9 | 69.23% | <div><div></div></div> | <div><div>4.69</div></div> | <div><div>4.44</div></div> | <div><div>4.39</div></div> | | | |
| Agree | | | | (4) | 4 | 30.77% | | | | | | | |
| Neutral | | | | (3) | 0 | 0.00% | | | | | | | |
| Disagree | | | | (2) | 0 | 0.00% | | | | | | | |
| Strongly Disagree | | | | (1) | 0 | 0.00% | | | | | | | |
| 02550100 | | | | | | | Question | College Summary | Department Summary | | | | |
| Response Rate | | Mean | STD | Median | College Summary | | Mean | STD | Median | Department Summary | Mean | STD | Median |
| 13/26 (50.00%) | | 4.69 | 0.48 | 5.00 | 5254 | | 4.44 | 0.81 | 5.00 | 1069 | 4.39 | 0.82 | 5.00 |

3 - Expectations for course assignments are clear and specific.

| Response Option | | Weight | Frequency | Percent | Percent Responses | Means | | | | | | | | |
|-------------------|--|--------|-----------|---------|---|-------|------|------|----------|--------------------|--------------------|------|------|--------|
| Strongly Agree | | (5) | 8 | 61.54% |  | 4.62 | | 4.32 | | 4.24 | | | | |
| Agree | | (4) | 5 | 38.46% | | | | | | | | | | |
| Neutral | | (3) | 0 | 0.00% | | | | | | | | | | |
| Disagree | | (2) | 0 | 0.00% | | | | | | | | | | |
| Strongly Disagree | | (1) | 0 | 0.00% | | | | | | | | | | |
| | | | | | 0 | 25 | 50 | 100 | Question | College Summary | Department Summary | | | |
| Response Rate | | Mean | STD | Median | College Summary | | Mean | STD | Median | Department Summary | | Mean | STD | Median |
| 13/26 (50.00%) | | 4.62 | 0.51 | 5.00 | 5254 | | 4.32 | 0.93 | 5.00 | 1069 | | 4.24 | 0.95 | 4.00 |

4 - Assignments/exams are aligned with course learning objectives.

| Response Option | | | | Weight | Frequency | Percent | Percent Responses | Means | | | | | | |
|-------------------|--|------|------|--------|-----------------|---------|--|-------|--------|--------------------|----------|-----------------|--------------------|--------|
| Strongly Agree | | | | (5) | 8 | 61.54% | <div><div></div><div></div><div></div><div></div><div></div></div> | 4.62 | | 4.41 | | 4.34 | | |
| Agree | | | | (4) | 5 | 38.46% | | | | | | | | |
| Neutral | | | | (3) | 0 | 0.00% | | | | | | | | |
| Disagree | | | | (2) | 0 | 0.00% | | | | | | | | |
| Strongly Disagree | | | | (1) | 0 | 0.00% | | | | | | | | |
| | | | | | | | 0 | 25 | 50 | 100 | Question | College Summary | Department Summary | |
| Response Rate | | Mean | STD | Median | College Summary | | Mean | STD | Median | Department Summary | | Mean | STD | Median |
| 13/26 (50.00%) | | 4.62 | 0.51 | 5.00 | 5254 | | 4.41 | 0.83 | 5.00 | 1069 | | 4.34 | 0.83 | 5.00 |

Western Kentucky University

Fall 2018 Full Term Course Evaluations

Course: ECON465001: REGRESSION & ECONOMETRIC
Instructor: Stephen Locke *
Response Rate: 13/26 (50.00 %)

5 - This course has effectively challenged me to think.

| Response Option | | Weight | Frequency | Percent | Percent Responses | Means | | | | | | | | |
|-------------------|--|--------|-----------|---------|-------------------|-------|------|------|----------|--------------------|--------------------|------|------|--------|
| Strongly Agree | | (5) | 11 | 84.62% | | | | | | | | | | |
| Agree | | (4) | 1 | 7.69% | | | | | | | | | | |
| Neutral | | (3) | 1 | 7.69% | | | | | | | | | | |
| Disagree | | (2) | 0 | 0.00% | | | | | | | | | | |
| Strongly Disagree | | (1) | 0 | 0.00% | | | | | | | | | | |
| | | | | | 0 | 25 | 50 | 100 | Question | College Summary | Department Summary | | | |
| Response Rate | | Mean | STD | Median | College Summary | | Mean | STD | Median | Department Summary | | Mean | STD | Median |
| 13/26 (50.00%) | | 4.77 | 0.60 | 5.00 | 5254 | | 4.38 | 0.86 | 5.00 | 1069 | | 4.43 | 0.83 | 5.00 |

6 - My instructor provides constructive feedback.

| Response Option | | Weight | Frequency | Percent | Percent Responses | Means | | | | | | | | |
|-------------------|--|--------|-----------|---------|-------------------|-------|------|------|----------|--------------------|--------------------|------|------|--------|
| Strongly Agree | | (5) | 7 | 53.85% | | | | | | | | | | |
| Agree | | (4) | 4 | 30.77% | | | | | | | | | | |
| Neutral | | (3) | 2 | 15.38% | | | | | | | | | | |
| Disagree | | (2) | 0 | 0.00% | | | | | | | | | | |
| Strongly Disagree | | (1) | 0 | 0.00% | | | | | | | | | | |
| | | | | | 0 | 25 | 50 | 100 | Question | College Summary | Department Summary | | | |
| Response Rate | | Mean | STD | Median | College Summary | | Mean | STD | Median | Department Summary | | Mean | STD | Median |
| 13/26 (50.00%) | | 4.38 | 0.77 | 5.00 | 5254 | | 4.13 | 1.04 | 4.00 | 1069 | | 3.92 | 1.11 | 4.00 |

7 - Overall, my instructor is effective.

| Response Option | | | | Weight | Frequency | Percent | Percent Responses | Means | | | | | |
|-------------------|--|------|------|--------|-----------------|---------|-------------------|-----------------|--------------------|--------------------|------|------|--------|
| Strongly Agree | | | | (5) | 9 | 69.23% | | | | | | | |
| Agree | | | | (4) | 4 | 30.77% | | | | | | | |
| Neutral | | | | (3) | 0 | 0.00% | | | | | | | |
| Disagree | | | | (2) | 0 | 0.00% | | | | | | | |
| Strongly Disagree | | | | (1) | 0 | 0.00% | | | | | | | |
| 0 25 50 100 | | | | | | | Question | College Summary | Department Summary | | | | |
| Response Rate | | Mean | STD | Median | College Summary | | Mean | STD | Median | Department Summary | Mean | STD | Median |
| 13/26 (50.00%) | | 4.69 | 0.48 | 5.00 | 5254 | | 4.27 | 0.96 | 5.00 | 1069 | 4.15 | 0.99 | 4.00 |

8 - I have learned a lot in this course.

| Response Option | | | | Weight | Frequency | Percent | Percent Responses | Means | | | | | |
|-------------------|--|------|------|--------|-----------------|---------|-------------------|-----------------|--------------------|--------------------|------|------|--------|
| Strongly Agree | | | | (5) | 9 | 69.23% | | | | | | | |
| Agree | | | | (4) | 4 | 30.77% | | | | | | | |
| Neutral | | | | (3) | 0 | 0.00% | | | | | | | |
| Disagree | | | | (2) | 0 | 0.00% | | | | | | | |
| Strongly Disagree | | | | (1) | 0 | 0.00% | | | | | | | |
| 02550100 | | | | | | | Question | College Summary | Department Summary | | | | |
| Response Rate | | Mean | STD | Median | College Summary | | Mean | STD | Median | Department Summary | Mean | STD | Median |
| 13/26 (50.00%) | | 4.69 | 0.48 | 5.00 | 5254 | | 4.23 | 0.97 | 5.00 | 1069 | 4.13 | 1.01 | 4.00 |

Western Kentucky University

Fall 2018 Full Term Course Evaluations

Course: ECON465001: REGRESSION & ECONOMETRIC
Instructor: Stephen Locke *
Response Rate: 13/26 (50.00 %)

9 - My instructor treats me fairly with regard to race, age, sex, religion, national origin, disability, gender identity, and sexual orientation.

| Response Option | | Weight | Frequency | Percent | Percent Responses | Means | | | | | | | | |
|-------------------|--|--------|-----------|---------|-------------------|-------|------|------|----------|--------------------|--------------------|------|------|--------|
| Strongly Agree | | (5) | 10 | 76.92% | | | | | | | | | | |
| Agree | | (4) | 3 | 23.08% | | | | | | | | | | |
| Neutral | | (3) | 0 | 0.00% | | | | | | | | | | |
| Disagree | | (2) | 0 | 0.00% | | | | | | | | | | |
| Strongly Disagree | | (1) | 0 | 0.00% | | | | | | | | | | |
| | | | | | 0 | 25 | 50 | 100 | Question | College Summary | Department Summary | | | |
| Response Rate | | Mean | STD | Median | College Summary | | Mean | STD | Median | Department Summary | | Mean | STD | Median |
| 13/26 (50.00%) | | 4.77 | 0.44 | 5.00 | 5254 | | 4.74 | 0.56 | 5.00 | 1069 | | 4.71 | 0.58 | 5.00 |

10 - Please provide additional feedback:

Response Rate 4/26 (15.38%)

- I love this class. I think Dr. Locke is an amazing professor, and he makes sure that we really understand the content. Super brilliant and very relatable too. I have zero complaints.
- Dr. Locke is a great professor. I learned so much in his class. I thought his class was challenging but fair.
- There are so many great things I could say about Dr. Locke. This is possibly one of the most challenging classes I've ever taken. However, Dr. Locke has been a great teacher and has been able to convey very difficult content in a way that somewhat makes sense.
- Dr. Locke is by far one of the best professors I have had. He is very knowledgeable, explains the material in a way that is easy to understand, and most of all is one of the most caring educators I have met. I would take Dr. Locke again in a heartbeat.

Western Kentucky University


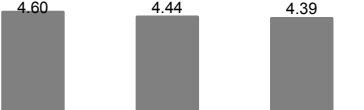
Fall 2018 Full Term Course Evaluations

Course: ECON465002: REGRESSION & ECONOMETRIC
Instructor: Stephen Locke *
Response Rate: 10/17 (58.82 %)

1 - What is your expected grade in this course?

| Response Option | Weight | Frequency | Percent | Percent Responses | Means | | | |
|-----------------|--------|-----------|---------|-------------------|-------|--|--|--|
| A | (1) | 4 | 40.00% | | | | | |
| B | (2) | 4 | 40.00% | | | | | |
| C | (3) | 2 | 20.00% | | | | | |
| D | (4) | 0 | 0.00% | | | | | |
| F | (5) | 0 | 0.00% | | | | | |
| | | | | 0 25 50 100 | | | | |
| Response Rate | | | | | | | | |
| 10/17 (58.82%) | | | | | | | | |



2 - My instructor is organized and well-prepared for class.

| Response Option | | | | Weight | Frequency | Percent | Percent Responses | Means | | | | | |
|----------------------|--|------|------|--------|-----------------|---------|---|---|--------------------|--------------------|------|------|--------|
| Strongly Agree | | | | (5) | 7 | 70.00% |  |  | | | | | |
| Agree | | | | (4) | 2 | 20.00% | | | | | | | |
| Neutral | | | | (3) | 1 | 10.00% | | | | | | | |
| Disagree | | | | (2) | 0 | 0.00% | | | | | | | |
| Strongly Disagree | | | | (1) | 0 | 0.00% | | | | | | | |
| 0 25 50 100 | | | | | | | Question | College Summary | Department Summary | | | | |
| Response Rate | | Mean | STD | Median | College Summary | | Mean | STD | Median | Department Summary | Mean | STD | Median |
| 10/17 (58.82%) | | 4.60 | 0.70 | 5.00 | 5254 | | 4.44 | 0.81 | 5.00 | 1069 | 4.39 | 0.82 | 5.00 |

3 - Expectations for course assignments are clear and specific.

| Response Option | | | | Weight | Frequency | Percent | Percent Responses | Means | | | | | |
|-------------------|--|------|------|--------|-----------------|---------|--|-----------------|--------------------|--------------------|------|------|--------|
| Strongly Agree | | | | (5) | 8 | 80.00% | <div><div></div><div></div><div></div><div></div><div></div></div> | 4.60 | 4.32 | 4.24 | | | |
| Agree | | | | (4) | 1 | 10.00% | | | | | | | |
| Neutral | | | | (3) | 0 | 0.00% | | | | | | | |
| Disagree | | | | (2) | 1 | 10.00% | | | | | | | |
| Strongly Disagree | | | | (1) | 0 | 0.00% | | | | | | | |
| 02550100 | | | | | | | Question | College Summary | Department Summary | | | | |
| Response Rate | | Mean | STD | Median | College Summary | | Mean | STD | Median | Department Summary | Mean | STD | Median |
| 10/17 (58.82%) | | 4.60 | 0.97 | 5.00 | 5254 | | 4.32 | 0.93 | 5.00 | 1069 | 4.24 | 0.95 | 4.00 |

4 - Assignments/exams are aligned with course learning objectives.

| Response Option | | Weight | Frequency | Percent | Percent Responses | Means | | | | | | | | |
|----------------------|--|--------|-----------|---------|---|---|----------|------|-----------------|--------------------|--------------------|------|------|--------|
| Strongly Agree | | (5) | 7 | 70.00% |  |  | Question | | College Summary | | Department Summary | | | |
| Agree | | (4) | 3 | 30.00% | | | | | | | | | | |
| Neutral | | (3) | 0 | 0.00% | | | | | | | | | | |
| Disagree | | (2) | 0 | 0.00% | | | | | | | | | | |
| Strongly Disagree | | (1) | 0 | 0.00% | | | | | | | | | | |
| 0 25 50 100 | | | | | | | | | | | | | | |
| Response Rate | | Mean | STD | Median | College Summary | | Mean | STD | Median | Department Summary | | Mean | STD | Median |
| 10/17 (58.82%) | | 4.70 | 0.48 | 5.00 | 5254 | | 4.41 | 0.83 | 5.00 | 1069 | | 4.34 | 0.83 | 5.00 |

Western Kentucky University

Fall 2018 Full Term Course Evaluations

Course: ECON465002: REGRESSION & ECONOMETRIC
Instructor: Stephen Locke *
Response Rate: 10/17 (58.82 %)

5 - This course has effectively challenged me to think.

| Response Option | | | | Weight | Frequency | Percent | Percent Responses | | Means | | | | | |
|-------------------|--|------|------|--------|-----------------|---------|-------------------|------|--------|--------------------|----------|-----------------|--------------------|--------|
| Strongly Agree | | | | (5) | 8 | 80.00% | | | | | | | | |
| Agree | | | | (4) | 2 | 20.00% | | | | | | | | |
| Neutral | | | | (3) | 0 | 0.00% | | | | | | | | |
| Disagree | | | | (2) | 0 | 0.00% | | | | | | | | |
| Strongly Disagree | | | | (1) | 0 | 0.00% | | | | | | | | |
| | | | | | | | 0 | 25 | 50 | 100 | Question | College Summary | Department Summary | |
| Response Rate | | Mean | STD | Median | College Summary | | Mean | STD | Median | Department Summary | | Mean | STD | Median |
| 10/17 (58.82%) | | 4.80 | 0.42 | 5.00 | 5254 | | 4.38 | 0.86 | 5.00 | 1069 | | 4.43 | 0.83 | 5.00 |

6 - My instructor provides constructive feedback.

| Response Option | | Weight | Frequency | Percent | Percent Responses | Means | | | | | | | | |
|-------------------|--|--------|-----------|---------|-------------------|-------|------|------|----------|--------------------|--------------------|------|------|--------|
| Strongly Agree | | (5) | 6 | 60.00% | | | | | | | | | | |
| Agree | | (4) | 4 | 40.00% | | | | | | | | | | |
| Neutral | | (3) | 0 | 0.00% | | | | | | | | | | |
| Disagree | | (2) | 0 | 0.00% | | | | | | | | | | |
| Strongly Disagree | | (1) | 0 | 0.00% | | | | | | | | | | |
| | | | | | 0 | 25 | 50 | 100 | Question | College Summary | Department Summary | | | |
| Response Rate | | Mean | STD | Median | College Summary | | Mean | STD | Median | Department Summary | | Mean | STD | Median |
| 10/17 (58.82%) | | 4.60 | 0.52 | 5.00 | 5254 | | 4.13 | 1.04 | 4.00 | 1069 | | 3.92 | 1.11 | 4.00 |

7 - Overall, my instructor is effective.

| Response Option | | Weight | Frequency | Percent | Percent Responses | Means | | | | | | | | |
|-------------------|--|--------|-----------|---------|-------------------|-------|------|------|----------|--------------------|--------------------|------|------|--------|
| Strongly Agree | | (5) | 5 | 50.00% | | | | | | | | | | |
| Agree | | (4) | 5 | 50.00% | | | | | | | | | | |
| Neutral | | (3) | 0 | 0.00% | | | | | | | | | | |
| Disagree | | (2) | 0 | 0.00% | | | | | | | | | | |
| Strongly Disagree | | (1) | 0 | 0.00% | | | | | | | | | | |
| | | | | | 0 | 25 | 50 | 100 | Question | College Summary | Department Summary | | | |
| Response Rate | | Mean | STD | Median | College Summary | | Mean | STD | Median | Department Summary | | Mean | STD | Median |
| 10/17 (58.82%) | | 4.50 | 0.53 | 4.50 | 5254 | | 4.27 | 0.96 | 5.00 | 1069 | | 4.15 | 0.99 | 4.00 |

8 - I have learned a lot in this course.

| Response Option | | | | Weight | Frequency | Percent | Percent Responses | Means | | | | | | |
|-------------------|--|------|------|--------|-----------------|---------|-------------------|-------|--------|--------------------|----------|-----------------|--------------------|--------|
| Strongly Agree | | | | (5) | 5 | 50.00% | | | | | | | | |
| Agree | | | | (4) | 5 | 50.00% | | | | | | | | |
| Neutral | | | | (3) | 0 | 0.00% | | | | | | | | |
| Disagree | | | | (2) | 0 | 0.00% | | | | | | | | |
| Strongly Disagree | | | | (1) | 0 | 0.00% | | | | | | | | |
| | | | | | | | 0 | 25 | 50 | 100 | Question | College Summary | Department Summary | |
| Response Rate | | Mean | STD | Median | College Summary | | Mean | STD | Median | Department Summary | | Mean | STD | Median |
| 10/17 (58.82%) | | 4.50 | 0.53 | 4.50 | 5254 | | 4.23 | 0.97 | 5.00 | 1069 | | 4.13 | 1.01 | 4.00 |

Western Kentucky University

Fall 2018 Full Term Course Evaluations

Course: ECON465002: REGRESSION & ECONOMETRIC
Instructor: Stephen Locke *
Response Rate: 10/17 (58.82 %)

9 - My instructor treats me fairly with regard to race, age, sex, religion, national origin, disability, gender identity, and sexual orientation.

| Response Option | | Weight | Frequency | Percent | Percent Responses | Means | | | | | | | | |
|-------------------|--|--------|-----------|---------|-------------------|-------|------|------|----------|--------------------|--------------------|------|------|--------|
| Strongly Agree | | (5) | 8 | 80.00% | | | | | | | | | | |
| Agree | | (4) | 2 | 20.00% | | | | | | | | | | |
| Neutral | | (3) | 0 | 0.00% | | | | | | | | | | |
| Disagree | | (2) | 0 | 0.00% | | | | | | | | | | |
| Strongly Disagree | | (1) | 0 | 0.00% | | | | | | | | | | |
| | | | | | 0 | 25 | 50 | 100 | Question | College Summary | Department Summary | | | |
| Response Rate | | Mean | STD | Median | College Summary | | Mean | STD | Median | Department Summary | | Mean | STD | Median |
| 10/17 (58.82%) | | 4.80 | 0.42 | 5.00 | 5254 | | 4.74 | 0.56 | 5.00 | 1069 | | 4.71 | 0.58 | 5.00 |

10 - Please provide additional feedback:

| Response Rate | 5/17 (29.41%) |
|--|---------------|
| <ul style="list-style-type: none"> • Having previously taken ECON 307, much of the semester was simply a review of regression topics covered in that course. However, this was my first exposure to Stata, and Dr. Locke's explanation of the software and homework assignments made learning to use the program a smooth transition. • Challenging yet educational course. Would recommend to anyone interested in going into graduate school. • The most difficult part of this course is using Stata. I think that a compilation of all the relevant Stata commands could be extremely beneficial and help students learn to use the program effectively. • Very good class Dr. Locke takes a what could be a very boring class and makes it interesting and thought provoking. • He goes very slowly to make sure we all understand things. However he doesn't really teach stata much. We have assignments done in stata and we have basic knowledge on using it. I feel as though our project was not at its best because we weren't sure exactly what we were doing. Overall one of my favorite professors though. | |

Western Kentucky University

Fall 2019 Full Term Course Evaluations

Course: ECON465001: REGRESSION & ECONOMETRIC
Instructor: Stephen Locke *
Response Rate: 18/26 (69.23 %)

1 - What is your expected grade in this course?

| Response Option | Weight | Frequency | Percent | Percent Responses | Means | | | |
|-----------------|--------|-----------|---------|-------------------|-------|--|--|--|
| A | (1) | 6 | 33.33% | | | | | |
| B | (2) | 11 | 61.11% | | | | | |
| C | (3) | 0 | 0.00% | | | | | |
| D | (4) | 1 | 5.56% | | | | | |
| F | (5) | 0 | 0.00% | | | | | |
| | | | | 0 25 50 100 | | | | |
| Response Rate | | | | | | | | |
| 18/26 (69.23%) | | | | | | | | |

2 - My instructor is organized and well-prepared for class.

| Response Option | | | | Weight | Frequency | Percent | Percent Responses | Means | | | | | | |
|-------------------|--|------|------|--------|-----------------|---------|-------------------|-------|--------|--------------------|----------|-----------------|--------------------|--------|
| Strongly Agree | | | | (5) | 13 | 72.22% | | | | | | | | |
| Agree | | | | (4) | 5 | 27.78% | | | | | | | | |
| Neutral | | | | (3) | 0 | 0.00% | | | | | | | | |
| Disagree | | | | (2) | 0 | 0.00% | | | | | | | | |
| Strongly Disagree | | | | (1) | 0 | 0.00% | | | | | | | | |
| | | | | | | | 0 | 25 | 50 | 100 | Question | College Summary | Department Summary | |
| Response Rate | | Mean | STD | Median | College Summary | | Mean | STD | Median | Department Summary | | Mean | STD | Median |
| 18/26 (69.23%) | | 4.72 | 0.46 | 5.00 | 4653 | | 4.45 | 0.82 | 5.00 | 908 | | 4.37 | 0.83 | 5.00 |

3 - Expectations for course assignments are clear and specific.

| Response Option | | Weight | Frequency | Percent | Percent Responses | Means | | | | | | | | |
|-------------------|--|--------|-----------|---------|-------------------|----------|------|-----------------|--------|--------------------|--|------|------|--------|
| Strongly Agree | | (5) | 13 | 72.22% | | | | | | | | | | |
| Agree | | (4) | 5 | 27.78% | | | | | | | | | | |
| Neutral | | (3) | 0 | 0.00% | | | | | | | | | | |
| Disagree | | (2) | 0 | 0.00% | | | | | | | | | | |
| Strongly Disagree | | (1) | 0 | 0.00% | | | | | | | | | | |
| | | | | | 02550100 | Question | | College Summary | | Department Summary | | | | |
| Response Rate | | Mean | STD | Median | College Summary | | Mean | STD | Median | Department Summary | | Mean | STD | Median |
| 18/26 (69.23%) | | 4.72 | 0.46 | 5.00 | 4653 | | 4.36 | 0.91 | 5.00 | 908 | | 4.26 | 0.91 | 4.00 |

4 - Assignments/exams are aligned with course learning objectives.

| Response Option | | | | Weight | Frequency | Percent | Percent Responses | Means | | | | | | |
|-------------------|--|------|------|--------|-----------------|---------|-------------------|----------|-----------------|--------------------|--|------|------|--------|
| Strongly Agree | | | | (5) | 15 | 83.33% | | | | | | | | |
| Agree | | | | (4) | 3 | 16.67% | | | | | | | | |
| Neutral | | | | (3) | 0 | 0.00% | | | | | | | | |
| Disagree | | | | (2) | 0 | 0.00% | | | | | | | | |
| Strongly Disagree | | | | (1) | 0 | 0.00% | | | | | | | | |
| | | | | | | | 02550100 | Question | College Summary | Department Summary | | | | |
| Response Rate | | Mean | STD | Median | College Summary | | Mean | STD | Median | Department Summary | | Mean | STD | Median |
| 18/26 (69.23%) | | 4.83 | 0.38 | 5.00 | 4653 | | 4.42 | 0.84 | 5.00 | 908 | | 4.38 | 0.81 | 5.00 |

Western Kentucky University

Fall 2019 Full Term Course Evaluations

Course: ECON465001: REGRESSION & ECONOMETRIC
Instructor: Stephen Locke *
Response Rate: 18/26 (69.23 %)

5 - This course has effectively challenged me to think.

| Response Option | | Weight | Frequency | Percent | Percent Responses | Means | | | | | | | | |
|-------------------|--|--------|-----------|---------|-------------------|-------|-----------------|------|--------------------|--------------------|--|------|------|--------|
| Strongly Agree | | (5) | 14 | 77.78% | | | | | | | | | | |
| Agree | | (4) | 4 | 22.22% | | | | | | | | | | |
| Neutral | | (3) | 0 | 0.00% | | | | | | | | | | |
| Disagree | | (2) | 0 | 0.00% | | | | | | | | | | |
| Strongly Disagree | | (1) | 0 | 0.00% | | | | | | | | | | |
| 02550100 | | | | | Question | | College Summary | | Department Summary | | | | | |
| Response Rate | | Mean | STD | Median | College Summary | | Mean | STD | Median | Department Summary | | Mean | STD | Median |
| 18/26 (69.23%) | | 4.78 | 0.43 | 5.00 | 4653 | | 4.41 | 0.85 | 5.00 | 908 | | 4.38 | 0.86 | 5.00 |

6 - My instructor provides constructive feedback.

| Response Option | | | | Weight | Frequency | Percent | Percent Responses | Means | | | | | |
|----------------------------|--|------|------|--------|-----------------|---------|-------------------|-----------------|--------------------|--------------------|------|------|--------|
| Strongly Agree | | | | (5) | 14 | 77.78% | | | | | | | |
| Agree | | | | (4) | 2 | 11.11% | | | | | | | |
| Neutral | | | | (3) | 2 | 11.11% | | | | | | | |
| Disagree | | | | (2) | 0 | 0.00% | | | | | | | |
| Strongly Disagree | | | | (1) | 0 | 0.00% | | | | | | | |
| 0 25 50 100 | | | | | | | Question | College Summary | Department Summary | | | | |
| Response Rate | | Mean | STD | Median | College Summary | | Mean | STD | Median | Department Summary | Mean | STD | Median |
| 18/26 (69.23%) | | 4.67 | 0.69 | 5.00 | 4653 | | 4.13 | 1.06 | 4.00 | 908 | 3.88 | 1.12 | 4.00 |

7 - Overall, my instructor is effective.

| Response Option | | Weight | Frequency | Percent | Percent Responses | Means | | | | | | | | |
|-------------------|--|--------|-----------|---------|-------------------|-------|-----------------|------|--------------------|--------------------|--|------|------|--------|
| Strongly Agree | | (5) | 16 | 88.89% | | | | | | | | | | |
| Agree | | (4) | 2 | 11.11% | | | | | | | | | | |
| Neutral | | (3) | 0 | 0.00% | | | | | | | | | | |
| Disagree | | (2) | 0 | 0.00% | | | | | | | | | | |
| Strongly Disagree | | (1) | 0 | 0.00% | | | | | | | | | | |
| 02550100 | | | | | Question | | College Summary | | Department Summary | | | | | |
| Response Rate | | Mean | STD | Median | College Summary | | Mean | STD | Median | Department Summary | | Mean | STD | Median |
| 18/26 (69.23%) | | 4.89 | 0.32 | 5.00 | 4653 | | 4.29 | 0.96 | 5.00 | 908 | | 4.16 | 0.99 | 4.00 |

8 - I have learned a lot in this course.






| Response Option | | | | Weight | Frequency | Percent | Percent Responses | Means | | | | | |
|-------------------|--|------|------|--------|-----------------|---------|-------------------|-----------------|--------------------|--------------------|------|------|--------|
| Strongly Agree | | | | (5) | 16 | 88.89% | | | | | | | |
| Agree | | | | (4) | 2 | 11.11% | | | | | | | |
| Neutral | | | | (3) | 0 | 0.00% | | | | | | | |
| Disagree | | | | (2) | 0 | 0.00% | | | | | | | |
| Strongly Disagree | | | | (1) | 0 | 0.00% | | | | | | | |
| 02550100 | | | | | | | Question | College Summary | Department Summary | | | | |
| Response Rate | | Mean | STD | Median | College Summary | | Mean | STD | Median | Department Summary | Mean | STD | Median |
| 18/26 (69.23%) | | 4.89 | 0.32 | 5.00 | 4653 | | 4.26 | 0.95 | 5.00 | 908 | 4.13 | 1.02 | 4.00 |

Western Kentucky University

Fall 2019 Full Term Course Evaluations

Course: ECON465001: REGRESSION & ECONOMETRIC
Instructor: Stephen Locke *
Response Rate: 18/26 (69.23 %)

9 - My instructor treats me fairly with regard to race, age, sex, religion, national origin, disability, gender identity, and sexual orientation.

| Response Option | | Weight | Frequency | Percent | Percent Responses | Means | | | | | | | | |
|-------------------|--|--------|-----------|---------|---|---|---|---|---|---|---|------|------|--------|
| Strongly Agree | | (5) | 18 | 100.00% |  |  |  |  |  | | | | | |
| Agree | | (4) | 0 | 0.00% | | | | | | | | | | |
| Neutral | | (3) | 0 | 0.00% | | | | | | | | | | |
| Disagree | | (2) | 0 | 0.00% | | | | | | | | | | |
| Strongly Disagree | | (1) | 0 | 0.00% | | | | | | | | | | |
| 02550100 | | | | | Question | College Summary | Department Summary | | | | | | | |
| Response Rate | | Mean | STD | Median | College Summary | | Mean | STD | Median | Department Summary | | Mean | STD | Median |
| 18/26 (69.23%) | | 5.00 | 0.00 | 5.00 | 4653 | | 4.75 | 0.54 | 5.00 | 908 | | 4.72 | 0.56 | 5.00 |

10 - Please provide additional feedback:

| Response Rate | 13/26 (50%) |
|---|-------------|
| <ul style="list-style-type: none"> This was a phenomenal class, Dr. Locke is a fantastic professor who took a very challenging class and made it understandable. I really appreciated the assigned articles that helped to show the econometric methods in action and STATA was a fantastic tool that really led me to a better understanding of how regression works. It was also great to get a head start on our project ideas for ECON 499! Dr. Locke does a remarkable job of taking a complex subject and making it easy for just about anyone to understand. He does an excellent job incorporating real examples through either his research or others to show us how econometrics can be applied to the world around us. Overall, a funny teacher who made the class enjoyable and still challenged us every day. The only bad thing, even though it is not really a bad thing, is the true or false questions on the exams kicked my butt every time. global evalvars effective thorough considerate freshhaircut Dr. Locke is always available to help his students. His lectures are very clear and he gives practice examples to help his students better understand the material. His exams are fair and cover the material taught in class. My only critique is that we get no feedback on our projects so moving onto the next project is difficult because we do not know what we did wrong on the previous projects so it is difficult to adjust and do better in the future. Dr. Locke's approach to teaching econometrics is wonderful to an undergraduate. While many professors would teach how the individual parts of a car's engine work and how they work, Dr. Locke backs up and looks at what the car can do and how to use the car to get where you need to go. He is quite good at teaching such a tough subject. I will say this, he is a great teach, both in how he teaches, and how willing he is to help you even outside of class. I was needing help with my senior assessment and he offered to all of us to come in and see him. You don't know how much help he was to helping figure out how to run my regression. Even with the baby on the way, being willing to help us showed how much he cared. Dr. Locke is great and clearly passionate about this class. He understands the material extremely well and provides students endless opportunities to ask questions if something doesn't quite make sense. I was worried to take this class, but I have learned a lot and Dr. Locke made it much easier for me to apply myself (even though I rarely spoke up) to the content. Dr. Locke is very conscientious about the course structure and adapts very well to different circumstances which have come up for him this semester and I have still learned a lot from this class. Compared to many of my classes in the past where we simply learn theory and do a couple projects but majority of the focus is simply on succeeding on exams. Despite exams being weighed the most, Dr. Locke always taught with the intent of teaching us the practical knowledge behind applying the theory, and never got caught up in simply having us memorize a bunch of assumptions to models. I hate to call this class a course, because it is more of a skill-set workshop. Because, now at the completion of this course I can comfortably tell someone I know how to effectively perform and understand various econometric analyses which is much more important than simply being tested on information which some of us as students are glad to forget after the exams like in other classes. This course felt important and I felt the incentive to want to learn. One thing that might help improve this class to perhaps weight the projects a little bit more and include in some lab days to actually work with Stata under his instruction. I wish something we had learned was to scrape data using python, that would've been a cool tool to have in our arsenal. I think it would be nice to have more optional homeworks that show how to do different things in Stata. Great professor, tough class I had 4 classes this semester. This was easily my favorite. Despite having a child during the semester I feel like I learned all the material I was supposed to. He answers questions really well and you can tell he has a passion for the subject. Definitely going to be a professor I remember! thanks for a great semester and good luck with Sophia! I'll be looking for your name in the class lists in the future! I feel like sometimes this class was especially difficult for non-math econ majors. If I had not taken ECON306 as an elective I think I would have gotten a much worse grade. Also, a lot of the things you assumed we had covered in Principles was not talked about at all in my Micro class, so I would just be more aware of that. However, I did like the more project based approach to the class, but I would have liked to learn some of R if possible. But overall, I was able to fare surprisingly well and you were very available for me to ask questions whenever I needed. Thank you! very informative! loved the information learned in this class, really think it will help me with coding in future careers | |

Western Kentucky University

Spring 2020 Full Term Course Evaluations

Course: ECON465001: REGRESSION & ECONOMETRIC
Instructor: Stephen Locke *
Response Rate: 16/22 (72.73 %)

1 - What is your expected grade in this course?

| Response Option | Weight | Frequency | Percent | Percent Responses | Means | | | |
|-----------------|--------|-----------|---------|-------------------|-------|--|--|--|
| A | (1) | 6 | 37.50% | | | | | |
| B | (2) | 8 | 50.00% | | | | | |
| C | (3) | 1 | 6.25% | | | | | |
| D | (4) | 1 | 6.25% | | | | | |
| F | (5) | 0 | 0.00% | | | | | |
| | | | | 0 25 50 100 | | | | |
| Response Rate | | | | | | | | |
| 16/22 (72.73%) | | | | | | | | |

2 - My instructor is organized and well-prepared for class.

| Response Option | | | | Weight | Frequency | Percent | Percent Responses | Means | | | | | | | |
|-------------------|--|------|------|--------|-----------------|---------|-------------------|-------|--------|--------------------|-----|----------|-----------------|--------------------|--|
| Strongly Agree | | | | (5) | 11 | 68.75% | | | | | | | | | |
| Agree | | | | (4) | 5 | 31.25% | | | | | | | | | |
| Neutral | | | | (3) | 0 | 0.00% | | | | | | | | | |
| Disagree | | | | (2) | 0 | 0.00% | | | | | | | | | |
| Strongly Disagree | | | | (1) | 0 | 0.00% | | | | | | | | | |
| | | | | | | | | 0 | 25 | 50 | 100 | Question | College Summary | Department Summary | |
| Response Rate | | Mean | STD | Median | College Summary | | Mean | STD | Median | Department Summary | | Mean | STD | Median | |
| 16/22 (72.73%) | | 4.69 | 0.48 | 5.00 | 3837 | | 4.52 | 0.76 | 5.00 | 688 | | 4.50 | 0.73 | 5.00 | |

3 - Expectations for course assignments are clear and specific.

| Response Option | | | | Weight | Frequency | Percent | Percent Responses | Means | | | | | | |
|-------------------|--|------|------|--------|-----------------|---------|-------------------|-------|--------|--------------------|----------|-----------------|--------------------|--|
| Strongly Agree | | | | (5) | 9 | 56.25% | | | | | | | | |
| Agree | | | | (4) | 4 | 25.00% | | | | | | | | |
| Neutral | | | | (3) | 2 | 12.50% | | | | | | | | |
| Disagree | | | | (2) | 1 | 6.25% | | | | | | | | |
| Strongly Disagree | | | | (1) | 0 | 0.00% | | | | | | | | |
| | | | | | | | 0 | 25 | 50 | 100 | Question | College Summary | Department Summary | |
| Response Rate | | Mean | STD | Median | College Summary | | Mean | STD | Median | Department Summary | Mean | STD | Median | |
| 16/22 (72.73%) | | 4.31 | 0.95 | 5.00 | 3837 | | 4.45 | 0.83 | 5.00 | 688 | 4.41 | 0.85 | 5.00 | |

4 - Assignments/exams are aligned with course learning objectives.

| Response Option | | Weight | Frequency | Percent | Percent Responses | Means | | | | | | | | |
|-------------------|--|--------|-----------|---------|-------------------|-------|------|------|----------|--------------------|--------------------|------|------|--------|
| Strongly Agree | | (5) | 11 | 68.75% | | | | | | | | | | |
| Agree | | (4) | 4 | 25.00% | | | | | | | | | | |
| Neutral | | (3) | 0 | 0.00% | | | | | | | | | | |
| Disagree | | (2) | 0 | 0.00% | | | | | | | | | | |
| Strongly Disagree | | (1) | 1 | 6.25% | | | | | | | | | | |
| | | | | | 0 | 25 | 50 | 100 | Question | College Summary | Department Summary | | | |
| Response Rate | | Mean | STD | Median | College Summary | | Mean | STD | Median | Department Summary | | Mean | STD | Median |
| 16/22 (72.73%) | | 4.50 | 1.03 | 5.00 | 3837 | | 4.54 | 0.73 | 5.00 | 688 | | 4.48 | 0.77 | 5.00 |

Western Kentucky University

Spring 2020 Full Term Course Evaluations

Course: ECON465001: REGRESSION & ECONOMETRIC
Instructor: Stephen Locke *
Response Rate: 16/22 (72.73 %)

5 - This course has effectively challenged me to think.

| Response Option | | Weight | Frequency | Percent | Percent Responses | Means | | | | | | | | |
|-------------------|--|--------|-----------|---------|-------------------|-------|------|------|----------|--------------------|--------------------|------|------|--------|
| Strongly Agree | | (5) | 12 | 75.00% | | | | | | | | | | |
| Agree | | (4) | 4 | 25.00% | | | | | | | | | | |
| Neutral | | (3) | 0 | 0.00% | | | | | | | | | | |
| Disagree | | (2) | 0 | 0.00% | | | | | | | | | | |
| Strongly Disagree | | (1) | 0 | 0.00% | | | | | | | | | | |
| | | | | | 0 | 25 | 50 | 100 | Question | College Summary | Department Summary | | | |
| Response Rate | | Mean | STD | Median | College Summary | | Mean | STD | Median | Department Summary | | Mean | STD | Median |
| 16/22 (72.73%) | | 4.75 | 0.45 | 5.00 | 3837 | | 4.49 | 0.78 | 5.00 | 688 | | 4.46 | 0.79 | 5.00 |

6 - My instructor provides constructive feedback.

| Response Option | | Weight | Frequency | Percent | Percent Responses | Means | | | | | | | | |
|-------------------|--|--------|-----------|---------|-------------------|-------|------|------|----------|--------------------|------|--------------------|------|--------|
| Strongly Agree | | (5) | 10 | 62.50% | | | 4.25 | | 4.25 | | 4.03 | | | |
| Agree | | (4) | 3 | 18.75% | | | | | | | | | | |
| Neutral | | (3) | 1 | 6.25% | | | | | | | | | | |
| Disagree | | (2) | 1 | 6.25% | | | | | | | | | | |
| Strongly Disagree | | (1) | 1 | 6.25% | | | | | | | | | | |
| | | | | | 0 | 25 | 50 | 100 | Question | College Summary | | Department Summary | | |
| Response Rate | | Mean | STD | Median | College Summary | | Mean | STD | Median | Department Summary | | Mean | STD | Median |
| 16/22 (72.73%) | | 4.25 | 1.24 | 5.00 | 3837 | | 4.25 | 0.99 | 5.00 | 688 | | 4.03 | 1.11 | 4.00 |

7 - Overall, my instructor is effective.

| Response Option | | | | Weight | Frequency | Percent | Percent Responses | Means | | | | | |
|-------------------|--|------|------|--------|-----------------|---------|-------------------|-----------------|--------------------|--------------------|------|------|--------|
| Strongly Agree | | | | (5) | 8 | 50.00% | | | | | | | |
| Agree | | | | (4) | 6 | 37.50% | | | | | | | |
| Neutral | | | | (3) | 1 | 6.25% | | | | | | | |
| Disagree | | | | (2) | 1 | 6.25% | | | | | | | |
| Strongly Disagree | | | | (1) | 0 | 0.00% | | | | | | | |
| 02550100 | | | | | | | Question | College Summary | Department Summary | | | | |
| Response Rate | | Mean | STD | Median | College Summary | | Mean | STD | Median | Department Summary | Mean | STD | Median |
| 16/22 (72.73%) | | 4.31 | 0.87 | 4.50 | 3837 | | 4.40 | 0.87 | 5.00 | 688 | 4.31 | 0.92 | 5.00 |

8 - I have learned a lot in this course.

| Response Option | | | | Weight | Frequency | Percent | Percent Responses | Means | | | | | |
|-------------------|--|------|------|--------|-----------------|---------|-------------------|-----------------|--------------------|--------------------|------|------|--------|
| Strongly Agree | | | | (5) | 9 | 56.25% | | 4.38 | 4.33 | 4.26 | | | |
| Agree | | | | (4) | 5 | 31.25% | | | | | | | |
| Neutral | | | | (3) | 1 | 6.25% | | | | | | | |
| Disagree | | | | (2) | 1 | 6.25% | | | | | | | |
| Strongly Disagree | | | | (1) | 0 | 0.00% | | | | | | | |
| 02550100 | | | | | | | Question | College Summary | Department Summary | | | | |
| Response Rate | | Mean | STD | Median | College Summary | | Mean | STD | Median | Department Summary | Mean | STD | Median |
| 16/22 (72.73%) | | 4.38 | 0.89 | 5.00 | 3837 | | 4.33 | 0.91 | 5.00 | 688 | 4.26 | 0.95 | 5.00 |

Western Kentucky University

Spring 2020 Full Term Course Evaluations

Course: ECON465001: REGRESSION & ECONOMETRIC
Instructor: Stephen Locke *
Response Rate: 16/22 (72.73 %)

9 - My instructor treats me fairly with regard to race, age, sex, religion, national origin, disability, gender identity, and sexual orientation.

| Response Option | | | | Weight | Frequency | Percent | Percent Responses | | Means | | | | | | | | | |
|-------------------|--|------|------|--------|-----------------|---------|-------------------|------|--------|--------------------|----------|------|-----------------|--------|--------------------|--|--|--|
| Strongly Agree | | | | (5) | 14 | 87.50% | | | | | | | | | | | | |
| Agree | | | | (4) | 2 | 12.50% | | | | | | | | | | | | |
| Neutral | | | | (3) | 0 | 0.00% | | | | | | | | | | | | |
| Disagree | | | | (2) | 0 | 0.00% | | | | | | | | | | | | |
| Strongly Disagree | | | | (1) | 0 | 0.00% | | | | | | | | | | | | |
| | | | | | | | 0 | 25 | 50 | 100 | Question | | College Summary | | Department Summary | | | |
| Response Rate | | Mean | STD | Median | College Summary | | Mean | STD | Median | Department Summary | | Mean | STD | Median | | | | |
| 16/22 (72.73%) | | 4.88 | 0.34 | 5.00 | 3837 | | 4.79 | 0.47 | 5.00 | 688 | | 4.75 | 0.52 | 5.00 | | | | |

10 - I am satisfied with my professor's quality of communication.

| Response Option | | | | Weight | Frequency | Percent | Percent Responses | Means | | | | | |
|----------------------------|--|------|------|--------|-----------------|---------|-------------------|-----------------|--------------------|--------------------|------|------|--------|
| Strongly Agree | | | | (5) | 11 | 68.75% | | | | | | | |
| Agree | | | | (4) | 2 | 12.50% | | | | | | | |
| Neutral | | | | (3) | 1 | 6.25% | | | | | | | |
| Disagree | | | | (2) | 2 | 12.50% | | | | | | | |
| Strongly Disagree | | | | (1) | 0 | 0.00% | | | | | | | |
| 0 25 50 100 | | | | | | | Question | College Summary | Department Summary | | | | |
| Response Rate | | Mean | STD | Median | College Summary | | Mean | STD | Median | Department Summary | Mean | STD | Median |
| 16/22 (72.73%) | | 4.38 | 1.09 | 5.00 | 3818 | | 4.45 | 0.89 | 5.00 | 686 | 4.36 | 0.90 | 5.00 |

11 - My professor responded to emails within a reasonable amount of time (1-2 business days).

| Response Option | | | Weight | Frequency | Percent | Percent Responses | | Means | | | | | | |
|-------------------|--|------|--------|-----------|-----------------|-------------------|------|-------|--------|--------------------|-----------------|--------------------|------|--------|
| Strongly Agree | | | (5) | 12 | 75.00% | | | | | | | | | |
| Agree | | | (4) | 3 | 18.75% | | | | | | | | | |
| Neutral | | | (3) | 0 | 0.00% | | | | | | | | | |
| Disagree | | | (2) | 1 | 6.25% | | | | | | | | | |
| Strongly Disagree | | | (1) | 0 | 0.00% | | | | | | | | | |
| | | | | | | 0 | 25 | 50 | 100 | Question | College Summary | Department Summary | | |
| Response Rate | | Mean | STD | Median | College Summary | | Mean | STD | Median | Department Summary | | Mean | STD | Median |
| 16/22 (72.73%) | | 4.63 | 0.81 | 5.00 | 3818 | | 4.49 | 0.83 | 5.00 | 683 | | 4.42 | 0.88 | 5.00 |

12 - My professor provided a clear plan for how the course would proceed after the transition online.

| Response Option | | | Weight | Frequency | Percent | Percent Responses | Means | | | | | | |
|-------------------|--|------|--------|-----------|-----------------|-------------------|----------|-----------------|--------------------|--------------------|------|------|--------|
| Strongly Agree | | | (5) | 9 | 56.25% | | | | | | | | |
| Agree | | | (4) | 6 | 37.50% | | | | | | | | |
| Neutral | | | (3) | 0 | 0.00% | | | | | | | | |
| Disagree | | | (2) | 0 | 0.00% | | | | | | | | |
| Strongly Disagree | | | (1) | 1 | 6.25% | | | | | | | | |
| 02550100 | | | | | | | Question | College Summary | Department Summary | | | | |
| Response Rate | | Mean | STD | Median | College Summary | | Mean | STD | Median | Department Summary | Mean | STD | Median |
| 16/22 (72.73%) | | 4.38 | 1.02 | 5.00 | 3817 | | 4.50 | 0.83 | 5.00 | 682 | 4.45 | 0.86 | 5.00 |

Western Kentucky University

Spring 2020 Full Term Course Evaluations

Course: ECON465001: REGRESSION & ECONOMETRIC
Instructor: Stephen Locke *
Response Rate: 16/22 (72.73 %)

13 - Please provide additional feedback:

Response Rate 3/22 (13.64%)

- The instructor oftentimes is unorganized and does not make course expectations clear. Even though my grade is as I expected, I do not believe the assessments accurately represented what we learned in class or the content of homework/projects. The instructor also needs to prepare more for lectures and make them more informative, efficient, and engaging.
- With regards to the first part of the class, Dr. Locke was amazing. Very challenging class and he does well to make sure that it is all taught well.
- Dr. Locke has made this class super enjoyable. He goes out of the way to make sure that every single person is well prepared for class and does not make you feel bad about asking questions. I would take him again.

14 - Comment on the transition of this course to the online learning environment in light of the COVID-19 pandemic.

Response Rate 6/22 (27.27%)

- There was no course plan after the transition. The instructor posted assignment and returned emails on a regular basis, but the assignments often did not have due dates or specific requirements.
- Maybe include more quizzes similar to those before the transition to online classes. I feel like those better prepared me for tests because they provided extra practice with interpreting coefficients.
- This is a challenging question for this class. I believe that Dr. Locke definitely had the write intentions and wants us to learn everything that we had planned to learn in the first half but when the pandemic came, it was almost as if there was no give from him when expecting us to learn online. This class does not need to be taught online. Dr. Locke was amazing, its just a very hard class to transition to online.
- This class was extremely difficult for me personally, and there is a reason this class isn't offered online to begin with. I struggled to transition away from the in- class teaching but Dr. Locke always met me halfway and tried to help when ever I asked.
- I thought Dr. Locke did a fantastic job before the COVID-19 pandemic. He is a gifted and thorough in class teacher. However, I was not a fan of the way the course was managed after WKU was shut down. This is a very challenging course that is not meant to be taken online. Expecting students to continue at the normal pace for the class, along with assigning a cluster of assignments at a time lead to confusion, and at many times led me to be completely lost in the course and extremely anxious. I felt that there was a lack of empathy for students with no leeway.
- Dr. Locke basically had an open door policy with zoom almost every day. Where if you had a question you could email him and he would jump on a zoom call with you and work out what every you needed help with. I think it was super helpful for understanding what we were learning and to preparing for exams.