

# Western Kentucky University

## Fall 2015 Full Term Course Evaluations

**Course:** ECON202003: PRIN ECONOMICS-MICRO

**Instructor:** Stephen Locke \*

### 1 - What is your expected grade in this course?

Response Option	Weight	Frequency	Percent	Percent Responses	Means
A	(1)	9	29.03%		
B	(2)	16	51.61%		
C	(3)	6	19.35%		
D	(4)	0	0%		
F	(5)	0	0%		
				0 25 50 75 100	
<b>Return Rate</b>					
31/46 (67.39%)					

### 2 - My instructor is organized and well-prepared for class.

Response Option				Weight	Frequency	Percent	Percent Responses				Means						
Strongly Agree				(5)	21	67.74%											
Agree				(4)	10	32.26%											
Neutral				(3)	0	0%											
Disagree				(2)	0	0%											
Strongly Disagree				(1)	0	0%											
							0	25	50	75	100	Instructor		College Summary		Department Summary	
Return Rate		Mean	STD	Median	College Summary		Mean	STD	Median	Department Summary		Mean	STD	Median			
31/46 (67.39%)		4.68	0.48	5.00	5,130		4.39	0.83	5.00	1,163		4.43	0.75	5.00			

### 3 - Expectations for course assignments are clear and specific.

Response Option				Weight	Frequency	Percent	Percent Responses				Means						
Strongly Agree				(5)	18	58.06%	<div><div></div></div>				<div><div>4.55</div></div>		<div><div>4.28</div></div>		<div><div>4.31</div></div>		
Agree				(4)	12	38.71%	<div><div></div></div>										
Neutral				(3)	1	3.23%	<div><div></div></div>										
Disagree				(2)	0	0%											
Strongly Disagree				(1)	0	0%											
							0	25	50	75	100	Instructor		College Summary		Department Summary	
Return Rate		Mean	STD	Median	College Summary		Mean	STD	Median	Department Summary		Mean	STD	Median			
31/46 (67.39%)		4.55	0.57	5.00	5,130		4.28	0.93	5.00	1,163		4.31	0.84	5.00			

### 4 - Assignments/exams are aligned with course learning objectives.

Response Option				Weight	Frequency	Percent	Percent Responses				Means						
Strongly Agree				(5)	20	64.52%	<div><div></div></div>				4.58		4.35		4.36		
Agree				(4)	9	29.03%	<div><div></div></div>										
Neutral				(3)	2	6.45%	<div><div></div></div>										
Disagree				(2)	0	0%											
Strongly Disagree				(1)	0	0%											
							0	25	50	75	100	Instructor		College Summary		Department Summary	
Return Rate		Mean	STD	Median	College Summary		Mean	STD	Median	Department Summary		Mean	STD	Median			
31/46 (67.39%)		4.58	0.62	5.00	5,130		4.35	0.85	5.00	1,163		4.36	0.81	5.00			


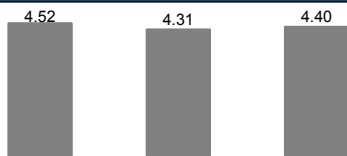
# Western Kentucky University

## Fall 2015 Full Term Course Evaluations


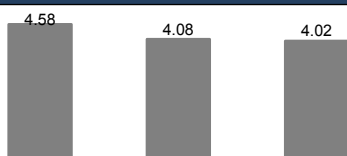
**Course:** ECON202003: PRIN ECONOMICS-MICRO

**Instructor:** Stephen Locke \*

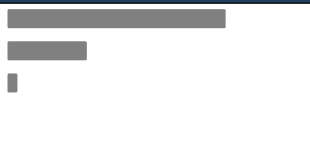
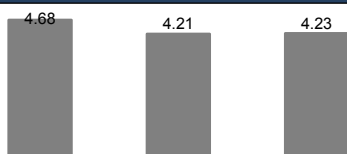
### 5 - This course has effectively challenged me to think.

Response Option				Weight	Frequency	Percent	Percent Responses			Means				
Strongly Agree				(5)	20	64.52%								
Agree				(4)	7	22.58%								
Neutral				(3)	4	12.9%								
Disagree				(2)	0	0%								
Strongly Disagree				(1)	0	0%								
							0	25	50	75	100	Instructor	College Summary	Department Summary
Return Rate		Mean	STD	Median	College Summary		Mean	STD	Median	Department Summary		Mean	STD	Median
31/46 (67.39%)		4.52	0.72	5.00	5,130		4.31	0.89	5.00	1,163		4.40	0.80	5.00

### 6 - My instructor provides constructive feedback.

Response Option				Weight	Frequency	Percent	Percent Responses				Means				
Strongly Agree				(5)	21	67.74%									
Agree				(4)	7	22.58%									
Neutral				(3)	3	9.68%									
Disagree				(2)	0	0%									
Strongly Disagree				(1)	0	0%									
							0	25	50	75	100	Instructor		College Summary	Department Summary
Return Rate		Mean	STD	Median	College Summary		Mean	STD	Median	Department Summary		Mean	STD	Median	
31/46 (67.39%)		4.58	0.67	5.00	5,130		4.08	1.04	4.00	1,163		4.02	1.03	4.00	

### 7 - Overall, my instructor is effective.

Response Option				Weight	Frequency	Percent	Percent Responses				Means				
Strongly Agree				(5)	22	70.97%									
Agree				(4)	8	25.81%									
Neutral				(3)	1	3.23%									
Disagree				(2)	0	0%									
Strongly Disagree				(1)	0	0%									
							0	25	50	75	100	Instructor		College Summary	Department Summary
Return Rate		Mean	STD	Median	College Summary		Mean	STD	Median	Department Summary		Mean	STD	Median	
31/46 (67.39%)		4.68	0.54	5.00	5,130		4.21	0.99	4.00	1,163		4.23	0.92	4.00	

### 8 - I have learned a lot in this course.

Response Option				Weight	Frequency	Percent	Percent Responses				Means						
Strongly Agree				(5)	16	51.61%	<div><div></div></div>				4.39		4.17				
Agree				(4)	11	35.48%	<div><div></div></div>										
Neutral				(3)	4	12.9%	<div><div></div></div>										
Disagree				(2)	0	0%											
Strongly Disagree				(1)	0	0%											
							0	25	50	75	100	Instructor		College Summary		Department Summary	
Return Rate		Mean	STD	Median	College Summary		Mean	STD	Median	Department Summary		Mean	STD	Median			
31/46 (67.39%)		4.39	0.72	5.00	5,130		4.17	0.99	4.00	1,163		4.17	0.93	4.00			

# Western Kentucky University

## Fall 2015 Full Term Course Evaluations

**Course:** ECON202003: PRIN ECONOMICS-MICRO

**Instructor:** Stephen Locke \*

### 9 - My instructor treats me fairly with regard to race, age, sex, religion, national origin, disability, gender identity, and sexual orientation.

Response Option				Weight	Frequency	Percent	Percent Responses			Means				
Strongly Agree				(5)	25	80.65%					4.81	4.67	4.66	
Agree				(4)	6	19.35%								
Neutral				(3)	0	0%								
Disagree				(2)	0	0%								
Strongly Disagree				(1)	0	0%								
							0	25	50	75	100	Instructor	College Summary	Department Summary
Return Rate		Mean	STD	Median	College Summary		Mean	STD	Median	Department Summary		Mean	STD	Median
31/46 (67.39%)		4.81	0.40	5.00	5,130		4.67	0.65	5.00	1,163		4.66	0.65	5.00

### 10 - Please provide additional feedback:

Return Rate	11/46 (23.91%)
<p>• I think S. Locke is a great asset to the Economics department at WKU. Economics does not come easy for a lot of students and he asks us what he can do to help us better understand the material rather than just assuming. His notes keep a standard format so we are use to it and can better understand it. He passes out graphs and charts that we can follow along with in class. He also always answers every question in the best way for that student providing them with examples and if they are still confused he offers them time at the end of class to hang back and teach them so they don't leave class confused. He is a great professor, it is not an easy class but he makes it so we can understand and do decently.</p> <p>• good professor always specifies concepts</p> <p>• A little difficult understanding harder concepts.</p> <p>• Excellent professor.</p> <p>• This course has been difficult at times but it has been enjoyable. I like the content of the class as well as the professors teaching styles of using a lot of practice problems to help us better understand material.</p> <p>• good job</p> <p>• I have never had a teacher try to help me understand the course as much as him. He truly cares about each and everyone of his students and the material he teaches. By far one of my best professors I have had.</p> <p>• Professor Locke puts great effort into satisfying all students in the class, he makes sure everyone learns the material to their best ability in ways that they learn best. In this class, I've learned from my teacher better than I have in any other class that I've taken in college.</p> <p>• One of the best teachers I have ever had. Knows how to engage the students, and make them want to learn more.</p> <p>• One of the best professors I have ever had. A true professional, yet someone who is willing to connect with the student on a more down to Earth level. I have enjoyed the subject so much, mainly because of how he has taught it, I am considering adding it on as a minor or double majoring in it.</p> <p>• Dr. Locke is an excellent professor. He is very easy to talk to. He explains topics in a manner that is easy to understand. He clearly has a extensive knowledge of the subject. He applies topics to real world occurances and makes them interesting to learn about. I would highly recommend him to anyone wanting to take an economics course. He is my favorite professor I have this semester.</p>	

# Western Kentucky University

## Spring 2016 Full Term Course Evaluations

**Course:** ECON202008: PRIN ECONOMICS-MICRO

**Instructor:** Stephen Locke \*

### 1 - What is your expected grade in this course?

Response Option	Weight	Frequency	Percent	Percent Responses	Means
A	(1)	4	13.79%		
B	(2)	15	51.72%		
C	(3)	9	31.03%		
D	(4)	1	3.45%		
F	(5)	0	0%		
				0 25 50 75 100	
<b>Return Rate</b>					
29/47 (61.7%)					

### 2 - My instructor is organized and well-prepared for class.

Response Option			Weight	Frequency	Percent	Percent Responses			Means				
Strongly Agree			(5)	15	51.72%								
Agree			(4)	12	41.38%								
Neutral			(3)	2	6.9%								
Disagree			(2)	0	0%								
Strongly Disagree			(1)	0	0%								
						0	25	50	75	100	Instructor	College Summary	Department Summary
Return Rate	Mean	STD	Median	College Summary		Mean	STD	Median	Department Summary	Mean	STD	Median	
29/47 (61.7%)	4.45	0.63	5.00	4,908		4.42	0.83	5.00	1,042	4.41	0.79	5.00	

### 3 - Expectations for course assignments are clear and specific.

Response Option				Weight	Frequency	Percent	Percent Responses				Means						
Strongly Agree				(5)	14	48.28%											
Agree				(4)	13	44.83%											
Neutral				(3)	2	6.9%											
Disagree				(2)	0	0%											
Strongly Disagree				(1)	0	0%											
							0	25	50	75	100	Instructor		College Summary		Department Summary	
Return Rate		Mean	STD	Median	College Summary		Mean	STD	Median	Department Summary		Mean	STD	Median			
29/47 (61.7%)		4.41	0.63	4.00	4,908		4.30	0.94	5.00	1,042		4.29	0.90	5.00			

### 4 - Assignments/exams are aligned with course learning objectives.

Response Option				Weight	Frequency	Percent	Percent Responses				Means						
Strongly Agree				(5)	13	44.83%											
Agree				(4)	14	48.28%											
Neutral				(3)	2	6.9%											
Disagree				(2)	0	0%											
Strongly Disagree				(1)	0	0%											
							0	25	50	75	100	Instructor		College Summary		Department Summary	
Return Rate		Mean	STD	Median	College Summary		Mean	STD	Median	Department Summary		Mean	STD	Median			
29/47 (61.7%)		4.38	0.62	4.00	4,908		4.39	0.84	5.00	1,042		4.37	0.81	5.00			

# Western Kentucky University

## Spring 2016 Full Term Course Evaluations

**Course:** ECON202008: PRIN ECONOMICS-MICRO

**Instructor:** Stephen Locke \*

### 5 - This course has effectively challenged me to think.

Response Option				Weight	Frequency	Percent	Percent Responses				Means						
Strongly Agree				(5)	15	51.72%											
Agree				(4)	10	34.48%											
Neutral				(3)	4	13.79%											
Disagree				(2)	0	0%											
Strongly Disagree				(1)	0	0%											
							0	25	50	75	100	Instructor		College Summary		Department Summary	
Return Rate		Mean	STD	Median	College Summary		Mean	STD	Median	Department Summary		Mean	STD	Median			
29/47 (61.7%)		4.38	0.73	5.00	4,908		4.33	0.90	5.00	1,042		4.35	0.85	5.00			

### 6 - My instructor provides constructive feedback.

Response Option				Weight	Frequency	Percent	Percent Responses			Means				
Strongly Agree				(5)	10	34.48%				4.07	4.13	4.05		
Agree				(4)	12	41.38%								
Neutral				(3)	6	20.69%								
Disagree				(2)	1	3.45%								
Strongly Disagree				(1)	0	0%								
							0	25	50	75	100	Instructor	College Summary	Department Summary
Return Rate		Mean	STD	Median	College Summary		Mean	STD	Median	Department Summary		Mean	STD	Median
29/47 (61.7%)		4.07	0.84	4.00	4,908		4.13	1.03	4.00	1,042		4.05	1.02	4.00

### 7 - Overall, my instructor is effective.

Response Option				Weight	Frequency	Percent	Percent Responses				Means				
Strongly Agree				(5)	13	44.83%									
Agree				(4)	12	41.38%									
Neutral				(3)	4	13.79%									
Disagree				(2)	0	0%									
Strongly Disagree				(1)	0	0%									
							0	25	50	75	100	Instructor		College Summary	Department Summary
Return Rate		Mean	STD	Median	College Summary		Mean	STD	Median	Department Summary		Mean	STD	Median	
29/47 (61.7%)		4.31	0.71	4.00	4,908		4.25	0.97	5.00	1,042		4.24	0.93	4.00	

### 8 - I have learned a lot in this course.

Response Option				Weight	Frequency	Percent	Percent Responses				Means				
Strongly Agree				(5)	14	48.28%									
Agree				(4)	11	37.93%									
Neutral				(3)	3	10.34%									
Disagree				(2)	1	3.45%									
Strongly Disagree				(1)	0	0%									
							0	25	50	75	100	Instructor		College Summary	Department Summary
Return Rate		Mean	STD	Median	College Summary		Mean	STD	Median	Department Summary		Mean	STD	Median	
29/47 (61.7%)		4.31	0.81	4.00	4,908		4.20	0.99	4.00	1,042		4.19	0.98	4.00	

# Western Kentucky University

## Spring 2016 Full Term Course Evaluations

**Course:** ECON202008: PRIN ECONOMICS-MICRO

**Instructor:** Stephen Locke \*

### 9 - My instructor treats me fairly with regard to race, age, sex, religion, national origin, disability, gender identity, and sexual orientation.

Response Option				Weight	Frequency	Percent	Percent Responses				Means						
Strongly Agree				(5)	18	62.07%					4.48		4.67		4.68		
Agree				(4)	8	27.59%											
Neutral				(3)	2	6.9%											
Disagree				(2)	1	3.45%											
Strongly Disagree				(1)	0	0%											
							0	25	50	75	100	Instructor		College Summary		Department Summary	
Return Rate		Mean	STD	Median	College Summary		Mean	STD	Median	Department Summary		Mean	STD	Median			
29/47 (61.7%)		4.48	0.78	5.00	4,908		4.67	0.67	5.00	1,042		4.68	0.61	5.00			

### 10 - Please provide additional feedback:

**Return Rate** 8/47 (17.02%)

- Professor Locke is a very effective teacher for teaching microeconomics. I am a person who really does not care for economics because I'm typically not very good at it. Professor Locke really breaks down all the information and makes it a lot more simple then what most people could possibly do. The notes he takes in class and has us print off really, really help. Overall, one of my favorite and most effective teachers so far at WKU, and I'm a junior.
- This has been my favorite class this semester. I enjoyed the little assignments that were given such as reading an article before class to discuss. It helped me to better understand the concepts.
- I look forward to this class every week. He's a really good teacher and always tries to make every lesson interactive and enjoyable. He does review sessions before each test which are very helpful but doesn't give anything away about the test. He is always willing to go out of his way to help you and comes to class always (even when he was still on morphine from a kidney stone). I would definitely recommend him.
- Good teacher, I'd take another class that he taught.
- Great professor!
- This course has been challenging but enjoyable, questions on exams are sometimes worded poorly, but other than that I have no complaints. Dr. Locke is an excellent teacher.
- I think some topics could be more clearly explained.
- He is a great proffessor, very good at relating the material to real world situations.

# Western Kentucky University

## Spring 2016 Full Term Course Evaluations

**Course:** ECON202009: PRIN ECONOMICS-MICRO

**Instructor:** Stephen Locke \*

### 1 - What is your expected grade in this course?

Response Option	Weight	Frequency	Percent	Percent Responses	Means
A	(1)	4	25%		
B	(2)	8	50%		
C	(3)	4	25%		
D	(4)	0	0%		
F	(5)	0	0%		
				0 25 50 75 100	
<b>Return Rate</b>					
16/43 (37.21%)					

### 2 - My instructor is organized and well-prepared for class.

Response Option			Weight	Frequency	Percent	Percent Responses			Means				
Strongly Agree			(5)	9	56.25%								
Agree			(4)	7	43.75%								
Neutral			(3)	0	0%								
Disagree			(2)	0	0%								
Strongly Disagree			(1)	0	0%								
						0	25	50	75	100	Instructor	College Summary	Department Summary
Return Rate		Mean	STD	Median	College Summary		Mean	STD	Median	Department Summary	Mean	STD	Median
16/43 (37.21%)		4.56	0.51	5.00	4,908		4.42	0.83	5.00	1,042	4.41	0.79	5.00

### 3 - Expectations for course assignments are clear and specific.

Response Option			Weight	Frequency	Percent	Percent Responses				Means				
Strongly Agree			(5)	6	37.5%									
Agree			(4)	8	50%									
Neutral			(3)	2	12.5%									
Disagree			(2)	0	0%									
Strongly Disagree			(1)	0	0%									
						0	25	50	75	100	Instructor		College Summary	Department Summary
Return Rate		Mean	STD	Median	College Summary		Mean	STD	Median	Department Summary		Mean	STD	Median
16/43 (37.21%)		4.25	0.68	4.00	4,908		4.30	0.94	5.00	1,042		4.29	0.90	5.00

### 4 - Assignments/exams are aligned with course learning objectives.

Response Option				Weight	Frequency	Percent	Percent Responses				Means						
Strongly Agree				(5)	8	50%	<div><div></div></div>				<div><div></div></div>		<div><div></div></div>				
Agree				(4)	7	43.75%	<div><div></div></div>										
Neutral				(3)	1	6.25%	<div><div></div></div>										
Disagree				(2)	0	0%											
Strongly Disagree				(1)	0	0%											
							0	25	50	75	100	Instructor		College Summary		Department Summary	
Return Rate		Mean	STD	Median	College Summary		Mean	STD	Median	Department Summary		Mean	STD	Median			
16/43 (37.21%)		4.44	0.63	4.50	4.908		4.39	0.84	5.00	1.042		4.37	0.81	5.00			

# Western Kentucky University

## Spring 2016 Full Term Course Evaluations

**Course:** ECON202009: PRIN ECONOMICS-MICRO

**Instructor:** Stephen Locke \*

### 5 - This course has effectively challenged me to think.

Response Option				Weight	Frequency	Percent	Percent Responses			Means				
Strongly Agree				(5)	7	43.75%								
Agree				(4)	7	43.75%								
Neutral				(3)	1	6.25%								
Disagree				(2)	1	6.25%								
Strongly Disagree				(1)	0	0%								
							0	25	50	75	100	Instructor	College Summary	Department Summary
Return Rate		Mean	STD	Median	College Summary		Mean	STD	Median	Department Summary		Mean	STD	Median
16/43 (37.21%)		4.25	0.86	4.00	4,908		4.33	0.90	5.00	1,042		4.35	0.85	5.00

### 6 - My instructor provides constructive feedback.

Response Option				Weight	Frequency	Percent	Percent Responses				Means				
Strongly Agree				(5)	6	37.5%									
Agree				(4)	6	37.5%									
Neutral				(3)	4	25%									
Disagree				(2)	0	0%									
Strongly Disagree				(1)	0	0%									
							0	25	50	75	100	Instructor		College Summary	Department Summary
Return Rate		Mean	STD	Median	College Summary		Mean	STD	Median	Department Summary		Mean	STD	Median	
16/43 (37.21%)		4.13	0.81	4.00	4,908		4.13	1.03	4.00	1,042		4.05	1.02	4.00	

### 7 - Overall, my instructor is effective.

Response Option				Weight	Frequency	Percent	Percent Responses				Means						
Strongly Agree				(5)	7	43.75%					4.44		4.25		4.24		
Agree				(4)	9	56.25%											
Neutral				(3)	0	0%											
Disagree				(2)	0	0%											
Strongly Disagree				(1)	0	0%											
							0	25	50	75	100	Instructor		College Summary		Department Summary	
Return Rate		Mean	STD	Median	College Summary		Mean	STD	Median	Department Summary		Mean	STD	Median			
16/43 (37.21%)		4.44	0.51	4.00	4,908		4.25	0.97	5.00	1,042		4.24	0.93	4.00			

### 8 - I have learned a lot in this course.

Response Option				Weight	Frequency	Percent	Percent Responses				Means						
Strongly Agree				(5)	7	43.75%											
Agree				(4)	8	50%											
Neutral				(3)	0	0%											
Disagree				(2)	1	6.25%											
Strongly Disagree				(1)	0	0%											
							0	25	50	75	100	Instructor		College Summary		Department Summary	
Return Rate		Mean	STD	Median	College Summary		Mean	STD	Median	Department Summary		Mean	STD	Median			
16/43 (37.21%)		4.31	0.79	4.00	4,908		4.20	0.99	4.00	1,042		4.19	0.98	4.00			



# Western Kentucky University

## Spring 2016 Full Term Course Evaluations

**Course:** ECON202009: PRIN ECONOMICS-MICRO

**Instructor:** Stephen Locke \*

### 9 - My instructor treats me fairly with regard to race, age, sex, religion, national origin, disability, gender identity, and sexual orientation.

Response Option				Weight	Frequency	Percent	Percent Responses			Means				
Strongly Agree				(5)	11	68.75%					4.63	4.67	4.68	
Agree				(4)	4	25%								
Neutral				(3)	1	6.25%								
Disagree				(2)	0	0%								
Strongly Disagree				(1)	0	0%								
							0	25	50	75	100	Instructor	College Summary	Department Summary
Return Rate		Mean	STD	Median	College Summary		Mean	STD	Median	Department Summary		Mean	STD	Median
16/43 (37.21%)		4.63	0.62	5.00	4,908		4.67	0.67	5.00	1,042		4.68	0.61	5.00

### 10 - Please provide additional feedback:

**Return Rate** 4/43 (9.3%)

- Hard class, but great professor. Provides study sessions that are extremely beneficial.
- Dr. Locke's lecture notes require that students come to class to get all of the information. Given the student attends class, the notes are very relevant to the concepts on exams. Dr. Locke quickly reviews the previous class' lecture before starting each lecture. It is helpful for me to hear the information twice in order to actually remember it. He makes sure the test and homework questions are fair and offers to help struggling students in and outside of class. Before each test he hosts a review session for students to come and ask questions. He also includes articles and examples from current issues in his lecture to help put the class concepts into perspective, but he does this without including his own opinion so students are prompted to think about the issues and form their own opinions.
- I have really learned a lot. He was a great professor.
- Very nice man, good at explaining.

# Western Kentucky University

## Fall 2017 Full Term Course Evaluations

**Course:** ECON202002: PRIN ECONOMICS-MICRO

**Instructor:** Stephen Locke \*

### 1 - What is your expected grade in this course?

Response Option	Weight	Frequency	Percent	Percent Responses	Means
A	(1)	8	33.33%		
B	(2)	11	45.83%		
C	(3)	4	16.67%		
D	(4)	1	4.17%		
F	(5)	0	0%		
				0 25 50 75 100	
<b>Return Rate</b>					
24/47 (51.06%)					

### 2 - My instructor is organized and well-prepared for class.

Response Option				Weight	Frequency	Percent	Percent Responses				Means						
Strongly Agree				(5)	19	79.17%											
Agree				(4)	4	16.67%											
Neutral				(3)	1	4.17%											
Disagree				(2)	0	0%											
Strongly Disagree				(1)	0	0%											
							0	25	50	75	100	Instructor		College Summary		Department Summary	
Return Rate		Mean	STD	Median	College Summary		Mean	STD	Median	Department Summary		Mean	STD	Median			
24/47 (51.06%)		4.75	0.53	5.00	5,075		4.40	0.88	5.00	1,026		4.33	0.88	5.00			

### 3 - Expectations for course assignments are clear and specific.

Response Option			Weight	Frequency	Percent	Percent Responses			Means						
Strongly Agree			(5)	18	75%										
Agree			(4)	5	20.83%										
Neutral			(3)	1	4.17%										
Disagree			(2)	0	0%										
Strongly Disagree			(1)	0	0%										
						0	25	50	75	100	Instructor		College Summary	Department Summary	
Return Rate		Mean	STD	Median	College Summary		Mean	STD	Median	Department Summary		Mean	STD	Median	
24/47 (51.06%)		4.71	0.55	5.00	5,075		4.29	0.96	5.00	1,026		4.21	0.96	4.00	

### 4 - Assignments/exams are aligned with course learning objectives.

Response Option				Weight	Frequency	Percent	Percent Responses				Means						
Strongly Agree				(5)	17	70.83%											
Agree				(4)	6	25%											
Neutral				(3)	1	4.17%											
Disagree				(2)	0	0%											
Strongly Disagree				(1)	0	0%											
							0	25	50	75	100	Instructor		College Summary		Department Summary	
Return Rate		Mean	STD	Median	College Summary		Mean	STD	Median	Department Summary		Mean	STD	Median			
24/47 (51.06%)		4.67	0.56	5.00	5,075		4.37	0.87	5.00	1,026		4.27	0.89	4.00			

# Western Kentucky University

## Fall 2017 Full Term Course Evaluations

**Course:** ECON202002: PRIN ECONOMICS-MICRO

**Instructor:** Stephen Locke \*

### 5 - This course has effectively challenged me to think.

Response Option				Weight	Frequency	Percent	Percent Responses				Means			
Strongly Agree				(5)	17	70.83%								
Agree				(4)	7	29.17%								
Neutral				(3)	0	0%								
Disagree				(2)	0	0%								
Strongly Disagree				(1)	0	0%								
							0	25	50	75	100	Instructor	College Summary	Department Summary
Return Rate		Mean	STD	Median	College Summary		Mean	STD	Median	Department Summary		Mean	STD	Median
24/47 (51.06%)		4.71	0.46	5.00	5,075		4.33	0.91	5.00	1,026		4.35	0.85	5.00

### 6 - My instructor provides constructive feedback.

Response Option				Weight	Frequency	Percent	Percent Responses				Means				
Strongly Agree				(5)	13	54.17%									
Agree				(4)	8	33.33%									
Neutral				(3)	2	8.33%									
Disagree				(2)	1	4.17%									
Strongly Disagree				(1)	0	0%									
							0	25	50	75	100	Instructor		College Summary	Department Summary
Return Rate		Mean	STD	Median	College Summary		Mean	STD	Median	Department Summary		Mean	STD	Median	
24/47 (51.06%)		4.38	0.82	5.00	5,075		4.09	1.08	4.00	1,026		3.84	1.15	4.00	

### 7 - Overall, my instructor is effective.

Response Option				Weight	Frequency	Percent	Percent Responses				Means				
Strongly Agree				(5)	16	66.67%									
Agree				(4)	6	25%									
Neutral				(3)	1	4.17%									
Disagree				(2)	1	4.17%									
Strongly Disagree				(1)	0	0%									
							0	25	50	75	100	Instructor		College Summary	Department Summary
Return Rate		Mean	STD	Median	College Summary		Mean	STD	Median	Department Summary		Mean	STD	Median	
24/47 (51.06%)		4.54	0.78	5.00	5,075		4.22	1.03	5.00	1,026		4.09	1.03	4.00	

### 8 - I have learned a lot in this course.

Response Option				Weight	Frequency	Percent	Percent Responses				Means			
Strongly Agree				(5)	18	75%								
Agree				(4)	4	16.67%								
Neutral				(3)	0	0%								
Disagree				(2)	1	4.17%								
Strongly Disagree				(1)	1	4.17%								
							0	25	50	75	100	Instructor	College Summary	Department Summary
Return Rate		Mean	STD	Median	College Summary		Mean	STD	Median	Department Summary		Mean	STD	Median
24/47 (51.06%)		4.54	1.02	5.00	5,075		4.19	1.01	4.00	1,026		4.07	1.04	4.00

# Western Kentucky University

## Fall 2017 Full Term Course Evaluations

**Course:** ECON202002: PRIN ECONOMICS-MICRO

**Instructor:** Stephen Locke \*

### 9 - My instructor treats me fairly with regard to race, age, sex, religion, national origin, disability, gender identity, and sexual orientation.

Response Option				Weight	Frequency	Percent	Percent Responses			Means				
Strongly Agree				(5)	21	87.5%								
Agree				(4)	3	12.5%								
Neutral				(3)	0	0%								
Disagree				(2)	0	0%								
Strongly Disagree				(1)	0	0%								
							0	25	50	75	100	Instructor	College Summary	Department Summary
Return Rate		Mean	STD	Median	College Summary		Mean	STD	Median	Department Summary		Mean	STD	Median
24/47 (51.06%)		4.88	0.34	5.00	5,075		4.71	0.60	5.00	1,026		4.66	0.63	5.00

### 10 - Please provide additional feedback:

- Stephen Locke is a very knowledgeable guy. He is willing to help if you put forth the effort. This has been a helpful and great course.
- Dr. Locke knows his stuff!!!
- Excellent professor, very clear and willing to work with students who have trouble grasping the information.
- He explains everything really well and will even work with you outside of class. He tries his best to get everyone to understand it and pass and highly recommended him for my friends to take him.
- Dr. Locke is a great professor, probably one of the best I've had so far. He's really just an overall cool dude.
- One thing that I enjoyed about Mr. Locke's teaching style is how he was able to give such helpful examples and provide ways to help his students get a better understanding of what he was trying to teach. The way he teaches shows that he understands what it is like to be a student in college. His class is one of the better ones I have taken so far.
- Professor Locke is great at answering questions and being responsive to the needs of the student. He has examples and practice problems ready to go every class just about.
- I thought professor Locke was great and he knows what he is talking about I just had a hard time understanding what was being taught because econ is something that I struggle to understand.

# Western Kentucky University

## Fall 2018 Full Term Course Evaluations

**Course:** ECON202008: PRIN ECONOMICS-MICRO

**Instructor:** Stephen Locke \*

**Response Rate:** 30/45 (66.67 %)

### 1 - What is your expected grade in this course?

Response Option	Weight	Frequency	Percent	Percent Responses	Means			
A	(1)	11	36.67%					
B	(2)	12	40.00%					
C	(3)	6	20.00%					
D	(4)	1	3.33%					
F	(5)	0	0.00%					
				0 25 50 100				
Response Rate								
30/45 (66.67%)								

### 2 - My instructor is organized and well-prepared for class.

Response Option				Weight	Frequency	Percent	Percent Responses		Means					
Strongly Agree				(5)	23	76.67%	<div><div></div></div>		<div><div>4.77</div><div>4.44</div><div>4.39</div></div>					
Agree				(4)	7	23.33%	<div><div></div></div>							
Neutral				(3)	0	0.00%	<div><div></div></div>							
Disagree				(2)	0	0.00%	<div><div></div></div>							
Strongly Disagree				(1)	0	0.00%	<div><div></div></div>							
02550100							Question		College Summary		Department Summary			
Response Rate		Mean	STD	Median	College Summary		Mean	STD	Median	Department Summary		Mean	STD	Median
30/45 (66.67%)		4.77	0.43	5.00	5254		4.44	0.81	5.00	1069		4.39	0.82	5.00

### 3 - Expectations for course assignments are clear and specific.

Response Option				Weight	Frequency	Percent	Percent Responses		Means					
Strongly Agree				(5)	21	70.00%	<div><div></div></div>		4.63		4.32		4.24	
Agree				(4)	8	26.67%	<div><div></div></div>							
Neutral				(3)	0	0.00%	<div><div></div></div>							
Disagree				(2)	1	3.33%	<div><div></div></div>							
Strongly Disagree				(1)	0	0.00%	<div><div></div></div>							
02550100							Question		College Summary		Department Summary			
Response Rate		Mean	STD	Median	College Summary		Mean	STD	Median	Department Summary		Mean	STD	Median
30/45 (66.67%)		4.63	0.67	5.00	5254		4.32	0.93	5.00	1069		4.24	0.95	4.00

### 4 - Assignments/exams are aligned with course learning objectives.

Response Option		Weight	Frequency	Percent	Percent Responses	Means								
Strongly Agree		(5)	20	66.67%										
Agree		(4)	9	30.00%										
Neutral		(3)	0	0.00%										
Disagree		(2)	1	3.33%										
Strongly Disagree		(1)	0	0.00%										
					02550100	Question	College Summary	Department Summary						
Response Rate		Mean	STD	Median	College Summary		Mean	STD	Median	Department Summary		Mean	STD	Median
30/45 (66.67%)		4.60	0.67	5.00	5254		4.41	0.83	5.00	1069		4.34	0.83	5.00

# Western Kentucky University

## Fall 2018 Full Term Course Evaluations

**Course:** ECON202008: PRIN ECONOMICS-MICRO  
**Instructor:** Stephen Locke \*  
**Response Rate:** 30/45 (66.67 %)

### 5 - This course has effectively challenged me to think.

Response Option				Weight	Frequency	Percent	Percent Responses		Means								
Strongly Agree				(5)	23	76.67%											
Agree				(4)	6	20.00%											
Neutral				(3)	1	3.33%											
Disagree				(2)	0	0.00%											
Strongly Disagree				(1)	0	0.00%											
						0	25	50	100	Question		College Summary		Department Summary			
Response Rate		Mean	STD	Median	College Summary		Mean	STD	Median	Department Summary		Mean	STD	Median			
30/45 (66.67%)		4.73	0.52	5.00	5254		4.38	0.86	5.00	1069		4.43	0.83	5.00			

### 6 - My instructor provides constructive feedback.

Response Option				Weight	Frequency	Percent	Percent Responses	Means					
Strongly Agree				(5)	9	30.00%			4.00	4.13	3.92		
Agree				(4)	15	50.00%							
Neutral				(3)	4	13.33%							
Disagree				(2)	1	3.33%							
Strongly Disagree				(1)	1	3.33%							
0      25      50      100							Question	College Summary	Department Summary				
Response Rate		Mean	STD	Median	College Summary		Mean	STD	Median	Department Summary	Mean	STD	Median
30/45 (66.67%)		4.00	0.95	4.00	5254		4.13	1.04	4.00	1069	3.92	1.11	4.00

### 7 - Overall, my instructor is effective.

Response Option				Weight	Frequency	Percent	Percent Responses	Means						
Strongly Agree				(5)	16	53.33%			4.33	4.27	4.15			
Agree				(4)	9	30.00%								
Neutral				(3)	4	13.33%								
Disagree				(2)	1	3.33%								
Strongly Disagree				(1)	0	0.00%								
02550100							Question	College Summary	Department Summary					
Response Rate		Mean	STD	Median	College Summary		Mean	STD	Median	Department Summary		Mean	STD	Median
30/45 (66.67%)		4.33	0.84	5.00	5254		4.27	0.96	5.00	1069		4.15	0.99	4.00

### 8 - I have learned a lot in this course.


Response Option				Weight	Frequency	Percent	Percent Responses	Means					
Strongly Agree				(5)	16	53.33%		4.37	4.23	4.13			
Agree				(4)	10	33.33%							
Neutral				(3)	3	10.00%							
Disagree				(2)	1	3.33%							
Strongly Disagree				(1)	0	0.00%							
02550100							Question	College Summary	Department Summary				
Response Rate		Mean	STD	Median	College Summary		Mean	STD	Median	Department Summary	Mean	STD	Median
30/45 (66.67%)		4.37	0.81	5.00	5254		4.23	0.97	5.00	1069	4.13	1.01	4.00

# Western Kentucky University

## Fall 2018 Full Term Course Evaluations

**Course:** ECON202008: PRIN ECONOMICS-MICRO  
**Instructor:** Stephen Locke \*  
**Response Rate:** 30/45 (66.67 %)

### 9 - My instructor treats me fairly with regard to race, age, sex, religion, national origin, disability, gender identity, and sexual orientation.

Response Option		Weight	Frequency	Percent	Percent Responses	Means								
Strongly Agree		(5)	26	86.67%		4.87	4.74		4.71					
Agree		(4)	4	13.33%										
Neutral		(3)	0	0.00%										
Disagree		(2)	0	0.00%										
Strongly Disagree		(1)	0	0.00%										
					02550100	Question	College Summary		Department Summary					
Response Rate		Mean	STD	Median	College Summary		Mean	STD	Median	Department Summary		Mean	STD	Median
30/45 (66.67%)		4.87	0.35	5.00	5254		4.74	0.56	5.00	1069		4.71	0.58	5.00

### 10 - Please provide additional feedback:

**Response Rate** 13/45 (28.89%)

- Dr. Locke is a very effective teacher. He was always willing to help with any homework questions I had, and he provided in class practice to allow us to determine what we need to work on versus what we understand. With that being said, I feel as though the homework that was assigned was relevant to the material, but it was pretty difficult. I found myself on almost every assignment not knowing how to do problems based on my notes, and I felt like I knew what was going on in class but not on the homework assignments. I also felt as though that the tests were very difficult compared to the material that was being covered. I knew exactly what was going on in the notes; however, I felt like the notes did not transition to the exam very well. Dr. Locke is a good professor, but I never could grasp how to master his homework and exams based on the notes in class.
- N/A
- Dr. Locke is one of the most helpful professors I've had my entire time at WKU. I am a history major and took this course as a requirement for my minor. Needless to say, economics is difficult for me and very out of my wheelhouse. He is patient and willing to explain concepts multiple times to me until I understand. I put a lot of effort into this class and I feel thoroughly challenged by the course work. I never felt like I would fail, however, because of how willing Dr. Locke is to help his students.
- very smart and friendly guy
- Dr. Locke is a fantastic professor who is always prepared and is very effective when he teaches. He is very helpful and encourages students to come by during office hours.
- Professor Locke is great. He makes classes interesting and fun and is very low-key. Was super sad when I found out he doesn't teach Economics 203. Wish I could take him again as a professor.
- Love how He teaches this class and makes it relatable for me to understand. I was not very good at econ in high school and he makes it very easy to understand the material no matter the difficulty of the topic.
- great teacher, could explain things a little more clearly, but a fantastic teacher. If I was an Econ major, I'd take him as much as possible
- Mr. Locke is one of the best professors that I have had to date. He is very passionate about what he teaches and teaches it very well. He is also very helpful outside out class and happy to help anyone who visits him during his office hours. In addition, he is a great, charismatic guy.
- Dr. Locke is...okay. I admire his passion for economics, however his teaching style was not effective for me. I don't have an interest in economics whatsoever, and I only took this course because it was a requirement. His notes did not help me learn, if anything it make learning more difficult. He probably shouldn't tell students that they don't need the textbook because I got the textbook, and it helped me with homework / studying for tests more than his notes ever would. I also wish that there were more tests, because 3 is not enough, especially since the material is often really challenging. There needed to be more opportunities to earn points and this would help. The only "fun" thing we did in his class was play "game theory" games. It provided an opportunity for us to earn extra points and learn about the material in a new way. If he could incorporate more activities / videos / games into his lectures that would probably make the material a lot easier to understand, and help students stay awake and pay attention in his class.
- Really good professor. His consistent teaching method made coming to class an option, but very necessary to get a good grade.
- Great teacher, just feel like the lessons are sometimes repetitive and very drawn out
- Dr. Locke is a great professor because he has high expectations of his students. As an economics teacher, he understands the importance of incentives, and he implements his accordingly. Typically, a lower numbered elective would be an easy class, but ECON 202 has challenged me because a lot of the content is hard to keep up with if you're simply memorizing certain situations. I had to inherently understand the concepts in order to be able to perform well on the tests, and although many concepts were definitely difficult to wrap my head around, Dr. Locke was happy to answer questions and great about going over things in class. It is a very challenging course, but it's important to challenge students to the extent that a greater level of learning is encouraged, and that is what Dr.Locke does.

# Western Kentucky University

## Spring 2018 Full Term Course Evaluations

**Course:** ECON202005: PRIN ECONOMICS-MICRO

**Instructor:** Stephen Locke \*

**Response Rate:** 26/48 (54.17 %)


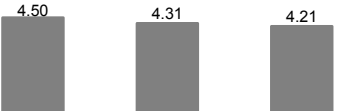
### 1 - What is your expected grade in this course?

Response Option	Weight	Frequency	Percent	Percent Responses	Means			
A	(1)	7	26.92%	<div><div></div></div>				
B	(2)	13	50.00%	<div><div></div></div>				
C	(3)	6	23.08%	<div><div></div></div>				
D	(4)	0	0.00%					
F	(5)	0	0.00%					
				02550100				
Response Rate								
26/48 (54.17%)								

### 2 - My instructor is organized and well-prepared for class.

Response Option				Weight	Frequency	Percent	Percent Responses	Means					
Strongly Agree				(5)	16	61.54%							
Agree				(4)	9	34.62%							
Neutral				(3)	1	3.85%							
Disagree				(2)	0	0.00%							
Strongly Disagree				(1)	0	0.00%							
							0    25    50    100	Instructor	College Summary	Department Summary			
Response Rate		Mean	STD	Median	College Summary		Mean	STD	Median	Department Summary	Mean	STD	Median
26/48 (54.17%)		4.58	0.58	5.00	4999		4.41	0.85	5.00	909	4.35	0.84	5.00

### 3 - Expectations for course assignments are clear and specific.

Response Option		Weight	Frequency	Percent	Percent Responses	Means								
Strongly Agree		(5)	14	53.85%										
Agree		(4)	11	42.31%										
Neutral		(3)	1	3.85%										
Disagree		(2)	0	0.00%										
Strongly Disagree		(1)	0	0.00%										
						0	25	50	100	Instructor	College Summary	Department Summary		
Response Rate		Mean	STD	Median	College Summary		Mean	STD	Median	Department Summary		Mean	STD	Median
26/48 (54.17%)		4.50	0.58	5.00	4999		4.31	0.95	5.00	909		4.21	0.96	4.00

### 4 - Assignments/exams are aligned with course learning objectives.

Response Option		Weight	Frequency	Percent	Percent Responses	Means								
Strongly Agree		(5)	12	46.15%		4.31		4.40		4.31				
Agree		(4)	10	38.46%										
Neutral		(3)	4	15.38%										
Disagree		(2)	0	0.00%										
Strongly Disagree		(1)	0	0.00%										
					0	25	50	100	Instructor		College Summary		Department Summary	
Response Rate		Mean	STD	Median	College Summary		Mean	STD	Median	Department Summary		Mean	STD	Median
26/48 (54.17%)		4.31	0.74	4.00	4999		4.40	0.84	5.00	909		4.31	0.88	5.00



# Western Kentucky University

## Spring 2018 Full Term Course Evaluations

**Course:** ECON202005: PRIN ECONOMICS-MICRO

**Instructor:** Stephen Locke \*

**Response Rate:** 26/48 (54.17 %)

### 5 - This course has effectively challenged me to think.

Response Option		Weight	Frequency	Percent	Percent Responses	Means								
Strongly Agree		(5)	12	46.15%			4.42		4.36		4.41			
Agree		(4)	13	50.00%										
Neutral		(3)	1	3.85%										
Disagree		(2)	0	0.00%										
Strongly Disagree		(1)	0	0.00%										
					0	25	50	100	Instructor		College Summary		Department Summary	
Response Rate		Mean	STD	Median	College Summary		Mean	STD	Median	Department Summary		Mean	STD	Median
26/48 (54.17%)		4.42	0.58	4.00	4999		4.36	0.89	5.00	909		4.41	0.82	5.00

### 6 - My instructor provides constructive feedback.

Response Option				Weight	Frequency	Percent	Percent Responses	Means								
Strongly Agree				(5)	10	38.46%		4.12	4.12	3.94						
Agree				(4)	11	42.31%										
Neutral				(3)	4	15.38%										
Disagree				(2)	0	0.00%										
Strongly Disagree				(1)	1	3.85%										
							0	25	50	100	Instructor	College Summary	Department Summary			
Response Rate		Mean	STD	Median	College Summary		Mean	STD	Median	Department Summary		Mean	STD	Median		
26/48 (54.17%)		4.12	0.95	4.00	4999		4.12	1.07	4.00	909		3.94	1.15	4.00		

### 7 - Overall, my instructor is effective.

Response Option				Weight	Frequency	Percent	Percent Responses	Means						
Strongly Agree				(5)	13	50.00%			4.38	4.25	4.19			
Agree				(4)	11	42.31%								
Neutral				(3)	1	3.85%								
Disagree				(2)	1	3.85%								
Strongly Disagree				(1)	0	0.00%								
02550100							Instructor		College Summary		Department Summary			
Response Rate		Mean	STD	Median	College Summary		Mean	STD	Median	Department Summary		Mean	STD	Median
26/48 (54.17%)		4.38	0.75	4.50	4999		4.25	1.00	5.00	909		4.19	1.01	4.00

### 8 - I have learned a lot in this course.




Response Option				Weight	Frequency	Percent	Percent Responses	Means					
Strongly Agree				(5)	8	30.77%			4.19	4.22	4.16		
Agree				(4)	15	57.69%							
Neutral				(3)	3	11.54%							
Disagree				(2)	0	0.00%							
Strongly Disagree				(1)	0	0.00%							
02550100							Instructor	College Summary	Department Summary				
Response Rate		Mean	STD	Median	College Summary		Mean	STD	Median	Department Summary	Mean	STD	Median
26/48 (54.17%)		4.19	0.63	4.00	4999		4.22	0.99	5.00	909	4.16	0.99	4.00

# Western Kentucky University

## Spring 2018 Full Term Course Evaluations

**Course:** ECON202005: PRIN ECONOMICS-MICRO  
**Instructor:** Stephen Locke \*  
**Response Rate:** 26/48 (54.17 %)

### 9 - My instructor treats me fairly with regard to race, age, sex, religion, national origin, disability, gender identity, and sexual orientation.

Response Option	Weight	Frequency	Percent	Percent Responses	Means						
Strongly Agree	(5)	20	76.92%								
Agree	(4)	6	23.08%								
Neutral	(3)	0	0.00%								
Disagree	(2)	0	0.00%								
Strongly Disagree	(1)	0	0.00%								
					0	25	50	100	Instructor	College Summary	Department Summary
Response Rate	Mean	STD	Median	College Summary	Mean	STD	Median	Department Summary	Mean	STD	Median
26/48 (54.17%)	4.77	0.43	5.00	4999	4.71	0.60	5.00	909	4.68	0.62	5.00

### 10 - Please provide additional feedback:

**Response Rate** 6/48 (12.5%)

- I have a hard time paying attention in Mr. Locke's class. Wish he was more engaging, gave better feedback, and gave more extra credit opportunity.
- It would have made it easier for me if my professor would have posted all of the quizzes and note outlines for the semester on blackboard at the beginning. I really liked the fact that my professor provided review sessions the night before the exam.
- Online quizzes and in-class assignments do not always align with the tests. The language used in the wording of the questions greatly differs and causes a lot of confusion come test day.
- Keep saying, "I can't make this stuff sexy."
- Dr. Locke is a really nice professor and seems to genuinely care for his students, however he seems to just "tell" us how to do things rather than showing us and helping us through the problems. For being an intro class I found it very difficult to grasp onto the content. Dr. Locke needs to understand that there are many students in there that are not Econ, Accounting, or Marketing majors. Honestly the only reason I took this course is because it was on my required courses list. Overall Dr. Locke was a good professor.
- Great class, it was a valuable learning opportunity! Thank you for the great semester!

# Western Kentucky University

## Spring 2018 Full Term Course Evaluations

**Course:** ECON202006: PRIN ECONOMICS-MICRO

**Instructor:** Stephen Locke \*

**Response Rate:** 16/47 (34.04 %)

### 1 - What is your expected grade in this course?

Response Option	Weight	Frequency	Percent	Percent Responses	Means			
A	(1)	3	18.75%	<div><div></div></div>				
B	(2)	10	62.50%	<div><div></div></div>				
C	(3)	2	12.50%	<div><div></div></div>				
D	(4)	1	6.25%	<div><div></div></div>				
F	(5)	0	0.00%	<div><div></div></div>				
				02550100				
Response Rate								
16/47 (34.04%)								

### 2 - My instructor is organized and well-prepared for class.

Response Option				Weight	Frequency	Percent	Percent Responses	Means										
Strongly Agree				(5)	10	62.50%												
Agree				(4)	4	25.00%												
Neutral				(3)	1	6.25%												
Disagree				(2)	0	0.00%												
Strongly Disagree				(1)	1	6.25%												
							0	25	50	100	Instructor		College Summary		Department Summary			
Response Rate		Mean	STD	Median	College Summary		Mean	STD	Median	Department Summary		Mean	STD	Median				
16/47 (34.04%)		4.38	1.09	5.00	4999		4.41	0.85	5.00	909		4.35	0.84	5.00				

### 3 - Expectations for course assignments are clear and specific.

Response Option				Weight	Frequency	Percent	Percent Responses	Means						
Strongly Agree				(5)	9	56.25%								
Agree				(4)	5	31.25%								
Neutral				(3)	1	6.25%								
Disagree				(2)	0	0.00%								
Strongly Disagree				(1)	1	6.25%								
							0	25	50	100	Instructor	College Summary	Department Summary	
Response Rate		Mean	STD	Median	College Summary		Mean	STD	Median	Department Summary	Mean	STD	Median	
16/47 (34.04%)		4.31	1.08	5.00	4999		4.31	0.95	5.00	909	4.21	0.96	4.00	

### 4 - Assignments/exams are aligned with course learning objectives.

Response Option				Weight	Frequency	Percent	Percent Responses	Means						
Strongly Agree				(5)	9	56.25%		4.19		4.40		4.31		
Agree				(4)	3	18.75%								
Neutral				(3)	3	18.75%								
Disagree				(2)	0	0.00%								
Strongly Disagree				(1)	1	6.25%								
02550100								Instructor		College Summary		Department Summary		
Response Rate		Mean	STD	Median	College Summary		Mean	STD	Median	Department Summary		Mean	STD	Median
16/47 (34.04%)		4.19	1.17	5.00	4999		4.40	0.84	5.00	909		4.31	0.88	5.00

# Western Kentucky University







## Spring 2018 Full Term Course Evaluations

**Course:** ECON202006: PRIN ECONOMICS-MICRO







**Instructor:** Stephen Locke \*

**Response Rate:** 16/47 (34.04 %)







### 5 - This course has effectively challenged me to think.

Response Option	Weight	Frequency	Percent	Percent Responses	Means						
Strongly Agree	(5)	8	50.00%			4.19	4.36	4.41			
Agree	(4)	5	31.25%								
Neutral	(3)	2	12.50%								
Disagree	(2)	0	0.00%								
Strongly Disagree	(1)	1	6.25%								
					0 25 50 100	Instructor	College Summary	Department Summary			
Response Rate	Mean	STD	Median	College Summary	Mean	STD	Median	Department Summary	Mean	STD	Median
16/47 (34.04%)	4.19	1.11	4.50	4999	4.36	0.89	5.00	909	4.41	0.82	5.00







### 6 - My instructor provides constructive feedback.

Response Option	Weight	Frequency	Percent	Percent Responses	Means						
Strongly Agree	(5)	7	43.75%			4.19	4.12	3.94			
Agree	(4)	7	43.75%								
Neutral	(3)	1	6.25%								
Disagree	(2)	0	0.00%								
Strongly Disagree	(1)	1	6.25%								
					0 25 50 100	Instructor	College Summary	Department Summary			
Response Rate	Mean	STD	Median	College Summary	Mean	STD	Median	Department Summary	Mean	STD	Median
16/47 (34.04%)	4.19	1.05	4.00	4999	4.12	1.07	4.00	909	3.94	1.15	4.00

### 7 - Overall, my instructor is effective.

Response Option	Weight	Frequency	Percent	Percent Responses	Means						
Strongly Agree	(5)	8	50.00%			4.31	4.25	4.19			
Agree	(4)	7	43.75%								
Neutral	(3)	0	0.00%								
Disagree	(2)	0	0.00%								
Strongly Disagree	(1)	1	6.25%								
					0 25 50 100	Instructor	College Summary	Department Summary			
Response Rate	Mean	STD	Median	College Summary	Mean	STD	Median	Department Summary	Mean	STD	Median
16/47 (34.04%)	4.31	1.01	4.50	4999	4.25	1.00	5.00	909	4.19	1.01	4.00

### 8 - I have learned a lot in this course.


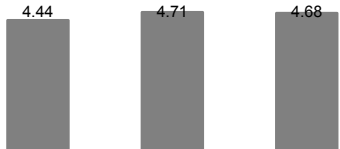


Response Option	Weight	Frequency	Percent	Percent Responses	Means						
Strongly Agree	(5)	7	43.75%			4.19	4.22	4.16			
Agree	(4)	7	43.75%								
Neutral	(3)	1	6.25%								
Disagree	(2)	0	0.00%								
Strongly Disagree	(1)	1	6.25%								
					0 25 50 100	Instructor	College Summary	Department Summary			
Response Rate	Mean	STD	Median	College Summary	Mean	STD	Median	Department Summary	Mean	STD	Median
16/47 (34.04%)	4.19	1.05	4.00	4999	4.22	0.99	5.00	909	4.16	0.99	4.00

# Western Kentucky University

## Spring 2018 Full Term Course Evaluations

**Course:** ECON202006: PRIN ECONOMICS-MICRO  
**Instructor:** Stephen Locke \*  
**Response Rate:** 16/47 (34.04 %)

### 9 - My instructor treats me fairly with regard to race, age, sex, religion, national origin, disability, gender identity, and sexual orientation.

Response Option	Weight	Frequency	Percent	Percent Responses	Means						
Strongly Agree	(5)	10	62.50%								
Agree	(4)	5	31.25%								
Neutral	(3)	0	0.00%								
Disagree	(2)	0	0.00%								
Strongly Disagree	(1)	1	6.25%								
					0	25	50	100	Instructor	College Summary	Department Summary
Response Rate	Mean	STD	Median	College Summary	Mean	STD	Median	Department Summary	Mean	STD	Median
16/47 (34.04%)	4.44	1.03	5.00	4999	4.71	0.60	5.00	909	4.68	0.62	5.00

### 10 - Please provide additional feedback:

**Response Rate** 3/47 (6.38%)

- Dr. Locke is an incredible professor who effectively taught me microeconomics. He is one of the best professors that I have had.
- One of the smartest and most prepared people I have ever met. Always takes time to make sure everyone understands the material and holds extra review sessions out of class.
- Very well organized, always makes sure students understand topics before moving on, gives plenty of practice problems, provides plenty of review opportunities before tests, cares that we learn the material and not just know it for the test, overall great professor and would love to have him again!

# Western Kentucky University

## Spring 2019 Full Term Course Evaluations

**Course:** ECON202001: PRIN ECONOMICS-MICRO  
**Instructor:** Stephen Locke \*  
**Response Rate:** 21/46 (45.65 %)

### 1 - What is your expected grade in this course?

Response Option	Weight	Frequency	Percent	Percent Responses	Means			
A	(1)	6	28.57%					
B	(2)	9	42.86%					
C	(3)	5	23.81%					
D	(4)	1	4.76%					
F	(5)	0	0.00%					
				0 25 50 100				
Response Rate								
21/46 (45.65%)								

### 2 - My instructor is organized and well-prepared for class.

Response Option		Weight	Frequency	Percent	Percent Responses	Means										
Strongly Agree		(5)	14	66.67%		4.52		4.44		4.34						
Agree		(4)	5	23.81%												
Neutral		(3)	1	4.76%												
Disagree		(2)	1	4.76%												
Strongly Disagree		(1)	0	0.00%												
					0	25	50	100	Question		College Summary		Department Summary			
Response Rate		Mean	STD	Median	College Summary		Mean	STD	Median	Department Summary		Mean	STD	Median		
21/46 (45.65%)		4.52	0.81	5.00	4740		4.44	0.83	5.00	969		4.34	0.88	5.00		

### 3 - Expectations for course assignments are clear and specific.

Response Option		Weight	Frequency	Percent	Percent Responses	Means								
Strongly Agree		(5)	13	61.90%										
Agree		(4)	6	28.57%										
Neutral		(3)	2	9.52%										
Disagree		(2)	0	0.00%										
Strongly Disagree		(1)	0	0.00%										
					0	25	50	100	Question	College Summary	Department Summary			
Response Rate		Mean	STD	Median	College Summary		Mean	STD	Median	Department Summary		Mean	STD	Median
21/46 (45.65%)		4.52	0.68	5.00	4740		4.32	0.94	5.00	969		4.22	0.99	5.00

### 4 - Assignments/exams are aligned with course learning objectives.

Response Option		Weight	Frequency	Percent	Percent Responses	Means								
Strongly Agree		(5)	10	47.62%			Question		College Summary		Department Summary			
Agree		(4)	9	42.86%										
Neutral		(3)	2	9.52%										
Disagree		(2)	0	0.00%										
Strongly Disagree		(1)	0	0.00%										
					0	25	50	100						
Response Rate		Mean	STD	Median	College Summary		Mean	STD	Median	Department Summary		Mean	STD	Median
21/46 (45.65%)		4.38	0.67	4.00	4740		4.42	0.85	5.00	969		4.30	0.90	5.00

# Western Kentucky University

## Spring 2019 Full Term Course Evaluations

**Course:** ECON202001: PRIN ECONOMICS-MICRO  
**Instructor:** Stephen Locke \*  
**Response Rate:** 21/46 (45.65 %)

### 5 - This course has effectively challenged me to think.

Response Option		Weight	Frequency	Percent	Percent Responses	Means								
Strongly Agree		(5)	14	66.67%			4.52	4.38	4.37					
Agree		(4)	5	23.81%										
Neutral		(3)	1	4.76%										
Disagree		(2)	1	4.76%										
Strongly Disagree		(1)	0	0.00%										
					0	25	50	100	Question	College Summary	Department Summary			
Response Rate		Mean	STD	Median	College Summary		Mean	STD	Median	Department Summary		Mean	STD	Median
21/46 (45.65%)		4.52	0.81	5.00	4740		4.38	0.88	5.00	969		4.37	0.85	5.00

### 6 - My instructor provides constructive feedback.

Response Option				Weight	Frequency	Percent	Percent Responses	Means					
Strongly Agree				(5)	7	33.33%			4.00	4.13	3.89		
Agree				(4)	9	42.86%							
Neutral				(3)	4	19.05%							
Disagree				(2)	0	0.00%							
Strongly Disagree				(1)	1	4.76%							
02550100							Question	College Summary	Department Summary				
Response Rate		Mean	STD	Median	College Summary		Mean	STD	Median	Department Summary	Mean	STD	Median
21/46 (45.65%)		4.00	1.00	4.00	4740		4.13	1.06	4.00	969	3.89	1.10	4.00

### 7 - Overall, my instructor is effective.

Response Option				Weight	Frequency	Percent	Percent Responses	Means				
Strongly Agree				(5)	10	47.62%			4.33	4.29	4.15	
Agree				(4)	9	42.86%						
Neutral				(3)	1	4.76%						
Disagree				(2)	1	4.76%						
Strongly Disagree				(1)	0	0.00%						
02550100							Question	College Summary	Department Summary			
Response Rate		Mean	STD	Median	College Summary	Mean	STD	Median	Department Summary	Mean	STD	Median
21/46 (45.65%)		4.33	0.80	4.00	4740	4.29	0.97	5.00	969	4.15	1.00	4.00

### 8 - I have learned a lot in this course.

Response Option				Weight	Frequency	Percent	Percent Responses	Means					
Strongly Agree				(5)	11	52.38%			4.33	4.23	4.12		
Agree				(4)	7	33.33%							
Neutral				(3)	2	9.52%							
Disagree				(2)	1	4.76%							
Strongly Disagree				(1)	0	0.00%							
02550100							Question	College Summary	Department Summary				
Response Rate		Mean	STD	Median	College Summary		Mean	STD	Median	Department Summary	Mean	STD	Median
21/46 (45.65%)		4.33	0.86	5.00	4740		4.23	0.99	5.00	969	4.12	1.05	4.00

Western Kentucky University  
Spring 2019 Full Term Course Evaluations

Course: ECON202001: PRIN ECONOMICS-MICRO  
Instructor: Stephen Locke \*  
Response Rate: 21/46 (45.65 %)

9 - My instructor treats me fairly with regard to race, age, sex, religion, national origin, disability, gender identity, and sexual orientation.													
Response Option		Weight	Frequency	Percent	Percent Responses		Means						
Strongly Agree		(5)	13	61.90%	<div><div></div></div>		<div><div></div><div>4.52</div><div></div><div></div><div>4.72</div><div></div><div></div><div>4.62</div><div></div></div>						
Agree		(4)	7	33.33%	<div><div></div></div>								
Neutral		(3)	0	0.00%	<div><div></div></div>								
Disagree		(2)	1	4.76%	<div><div></div></div>								
Strongly Disagree		(1)	0	0.00%	<div><div></div></div>								
					0	25	50	100	Question	College Summary	Department Summary		
Response Rate		Mean	STD	Median	College Summary		Mean	STD	Median	Department Summary	Mean	STD	Median
21/46 (45.65%)		4.52	0.75	5.00	4740		4.72	0.58	5.00	969	4.62	0.70	5.00

10 - Please provide additional feedback:	
Response Rate	7/46 (15.22%)
<div><div></div><div><ul style="list-style-type: none"><li>• Dr. Locke is the excellent teacher, and he always explain details for us. Although sometimes he was tough, he did a perfect job based on objects about teaching.</li><li>• I appreciate the quizzes just to see what we know. That has helped me greatly this semester.</li><li>• this was a challenging course but do not miss a class and always do the homework</li><li>• Locke is seriously one of the best professors I have had so far!</li><li>• The class can be very complicated when working on graphs. More handouts with specific graph problems would be very helpful for those that struggle with it.</li><li>• Great course!</li><li>• Locke did a good job of making the content applicable; a lot of the theories got a little abstract, but he made a constant effort to show us how we might see them in day-to-day life. I think he should continue doing that, maybe even to a larger extent. (If you get to read these) This was a hard one to have at 8am, but I learned a lot- thanks!</li></ul></div></div>	



# Western Kentucky University



## Spring 2019 Full Term Course Evaluations

**Course:** ECON202002: PRIN ECONOMICS-MICRO  
**Instructor:** Stephen Locke \*  
**Response Rate:** 24/47 (51.06 %)

### 1 - What is your expected grade in this course?

Response Option	Weight	Frequency	Percent	Percent Responses	Means			
A	(1)	6	25.00%					
B	(2)	11	45.83%					
C	(3)	6	25.00%					
D	(4)	0	0.00%					
F	(5)	1	4.17%					
				0 25 50 100				
Response Rate								
24/47 (51.06%)								





### 2 - My instructor is organized and well-prepared for class.

Response Option				Weight	Frequency	Percent	Percent Responses	Means					
Strongly Agree				(5)	15	62.50%							
Agree				(4)	9	37.50%							
Neutral				(3)	0	0.00%							
Disagree				(2)	0	0.00%							
Strongly Disagree				(1)	0	0.00%							
0      25      50      100								Question	College Summary	Department Summary			
Response Rate		Mean	STD	Median	College Summary		Mean	STD	Median	Department Summary	Mean	STD	Median
24/47 (51.06%)		4.63	0.49	5.00	4740		4.44	0.83	5.00	969	4.34	0.88	5.00

### 3 - Expectations for course assignments are clear and specific.

Response Option				Weight	Frequency	Percent	Percent Responses	Means					
Strongly Agree				(5)	15	62.50%							
Agree				(4)	8	33.33%							
Neutral				(3)	1	4.17%							
Disagree				(2)	0	0.00%							
Strongly Disagree				(1)	0	0.00%							
							02550100	Question	College Summary	Department Summary			
Response Rate		Mean	STD	Median	College Summary		Mean	STD	Median	Department Summary	Mean	STD	Median
24/47 (51.06%)		4.58	0.58	5.00	4740		4.32	0.94	5.00	969	4.22	0.99	5.00

### 4 - Assignments/exams are aligned with course learning objectives.

Response Option				Weight	Frequency	Percent	Percent Responses	Means								
Strongly Agree				(5)	15	62.50%										
Agree				(4)	5	20.83%										
Neutral				(3)	3	12.50%										
Disagree				(2)	1	4.17%										
Strongly Disagree				(1)	0	0.00%										
							0	25	50	100	Question	College Summary	Department Summary			
Response Rate		Mean	STD	Median	College Summary		Mean	STD	Median	Department Summary	Mean	STD	Median			
24/47 (51.06%)		4.42	0.88	5.00	4740		4.42	0.85	5.00	969	4.30	0.90	5.00			

# Western Kentucky University

## Spring 2019 Full Term Course Evaluations

**Course:** ECON202002: PRIN ECONOMICS-MICRO  
**Instructor:** Stephen Locke \*  
**Response Rate:** 24/47 (51.06 %)

### 5 - This course has effectively challenged me to think.

Response Option				Weight	Frequency	Percent	Percent Responses	Means						
Strongly Agree				(5)	14	58.33%								
Agree				(4)	10	41.67%								
Neutral				(3)	0	0.00%								
Disagree				(2)	0	0.00%								
Strongly Disagree				(1)	0	0.00%								
							0	25	50	100	Question	College Summary	Department Summary	
Response Rate		Mean	STD	Median	College Summary		Mean	STD	Median	Department Summary		Mean	STD	Median
24/47 (51.06%)		4.58	0.50	5.00	4740		4.38	0.88	5.00	969		4.37	0.85	5.00

### 6 - My instructor provides constructive feedback.

Response Option				Weight	Frequency	Percent	Percent Responses	Means						
Strongly Agree				(5)	9	37.50%			4.00	4.13	3.89			
Agree				(4)	7	29.17%								
Neutral				(3)	7	29.17%								
Disagree				(2)	1	4.17%								
Strongly Disagree				(1)	0	0.00%								
							0	25	50	100	Question	College Summary	Department Summary	
Response Rate		Mean	STD	Median	College Summary		Mean	STD	Median	Department Summary		Mean	STD	Median
24/47 (51.06%)		4.00	0.93	4.00	4740		4.13	1.06	4.00	969		3.89	1.10	4.00

### 7 - Overall, my instructor is effective.

Response Option			Weight	Frequency	Percent	Percent Responses		Means						
Strongly Agree			(5)	9	37.50%									
Agree			(4)	13	54.17%									
Neutral			(3)	2	8.33%									
Disagree			(2)	0	0.00%									
Strongly Disagree			(1)	0	0.00%									
						0	25	50	100	Question	College Summary	Department Summary		
Response Rate		Mean	STD	Median	College Summary		Mean	STD	Median	Department Summary		Mean	STD	Median
24/47 (51.06%)		4.29	0.62	4.00	4740		4.29	0.97	5.00	969		4.15	1.00	4.00

### 8 - I have learned a lot in this course.

Response Option				Weight	Frequency	Percent	Percent Responses	Means					
Strongly Agree				(5)	8	33.33%			4.21	4.23	4.12		
Agree				(4)	14	58.33%							
Neutral				(3)	1	4.17%							
Disagree				(2)	1	4.17%							
Strongly Disagree				(1)	0	0.00%							
02550100							Question	College Summary	Department Summary				
Response Rate		Mean	STD	Median	College Summary		Mean	STD	Median	Department Summary	Mean	STD	Median
24/47 (51.06%)		4.21	0.72	4.00	4740		4.23	0.99	5.00	969	4.12	1.05	4.00

# Western Kentucky University

## Spring 2019 Full Term Course Evaluations

**Course:** ECON202002: PRIN ECONOMICS-MICRO  
**Instructor:** Stephen Locke \*  
**Response Rate:** 24/47 (51.06 %)

### 9 - My instructor treats me fairly with regard to race, age, sex, religion, national origin, disability, gender identity, and sexual orientation.

Response Option				Weight	Frequency	Percent	Percent Responses	Means						
Strongly Agree				(5)	16	66.67%		4.63	4.72	4.62				
Agree				(4)	7	29.17%								
Neutral				(3)	1	4.17%								
Disagree				(2)	0	0.00%								
Strongly Disagree				(1)	0	0.00%								
							0	25	50	100	Question	College Summary	Department Summary	
Response Rate		Mean	STD	Median	College Summary		Mean	STD	Median	Department Summary		Mean	STD	Median
24/47 (51.06%)		4.63	0.58	5.00	4740		4.72	0.58	5.00	969		4.62	0.70	5.00

### 10 - Please provide additional feedback:

**Response Rate** 8/47 (17.02%)

- Amazing teacher, but just a tough course material to learn he helps out alot though.
- Great teacher for those who aren't in the business college
- Microeconomics is overall a fairly easy class, especially once you've already taken macro, but a lot of the information is very interesting, and Locke has done a great job presenting it all in a way that makes sense.
- A very intellectually stimulating course and Dr. Locke does a great job of making the material relatable which promotes a deeper understanding. This information is applicable to the real world and I firmly believe it will aid me in my day-to-day life.
- Dr. Locke is a very hard, tough professor. He is also fair, he is willing to help if you ask.
- Dr. Locke has been one of the best professors I've had thus far in my college career due to his enthusiasm for the content as well as his effectiveness in teaching it. He engages those who otherwise would not have much of an opinion on Economics by relating the course content to their own lives in a clear way. He makes sure every concept is explained thoroughly, and the homework is spaced out enough to wear each concept is its own material without an overload of information that may otherwise fall through the cracks. I feel very lucky to have had him as an Economics professor, and this course has made me consider taking another class in this field due to my understanding now of the far reach it has.
- Dr. Locke is a great professor, yet I feel his course lacks adequate discussion that engages the student. Although a wonderful lecturer, he could be stronger at encouraging the class to discuss their thoughts and come to the conclusions on their own. He jumps to conclusions too quick, because the class generally fails to answer his questions. I feel that more group work and partner work would increase the level of participation in the course, that would then allow for a more engaged course attitude in his lectures. Overall, a great course with a lot of potential.
- Professor Locke is an excellent teacher who shows he cares about his students' wellbeing. He offers many kinds of help to ensure his students succeed. His teaching style is effective because he clearly explains new concepts, engages students with questions, and clears up any misconceptions or misunderstandings. He displays enthusiasm when discussing economic topics. Homework is offered as great practice for exams, and the exams line up perfectly with covered content. Students received great feedback on homework questions so we could better understand widely missed questions and concepts. I feel as if I took away a lot of knowledge from this course and I enjoyed it much more than I thought I would.

# Western Kentucky University

## Fall 2019 Full Term Course Evaluations

**Course:** ECON202001: PRIN ECONOMICS-MICRO

**Instructor:** Stephen Locke \*

**Response Rate:** 17/31 (54.84 %)

### 1 - What is your expected grade in this course?

Response Option	Weight	Frequency	Percent	Percent Responses	Means			
A	(1)	8	47.06%					
B	(2)	6	35.29%					
C	(3)	2	11.76%					
D	(4)	1	5.88%					
F	(5)	0	0.00%					
				0 25 50 100				
Response Rate								
17/31 (54.84%)								

### 2 - My instructor is organized and well-prepared for class.

Response Option				Weight	Frequency	Percent	Percent Responses	Means							
Strongly Agree				(5)	6	35.29%		4.24	4.45	4.37					
Agree				(4)	9	52.94%									
Neutral				(3)	2	11.76%									
Disagree				(2)	0	0.00%									
Strongly Disagree				(1)	0	0.00%									
							0	25	50	100	Question	College Summary	Department Summary		
Response Rate		Mean	STD	Median	College Summary		Mean	STD	Median	Department Summary	Mean	STD	Median		
17/31 (54.84%)		4.24	0.66	4.00	4653		4.45	0.82	5.00	908	4.37	0.83	5.00		

### 3 - Expectations for course assignments are clear and specific.

Response Option				Weight	Frequency	Percent	Percent Responses	Means						
Strongly Agree				(5)	8	47.06%		4.35	4.36	4.26				
Agree				(4)	7	41.18%								
Neutral				(3)	2	11.76%								
Disagree				(2)	0	0.00%								
Strongly Disagree				(1)	0	0.00%								
02550100							Question	College Summary	Department Summary					
Response Rate		Mean	STD	Median	College Summary		Mean	STD	Median	Department Summary		Mean	STD	Median
17/31 (54.84%)		4.35	0.70	4.00	4653		4.36	0.91	5.00	908		4.26	0.91	4.00

### 4 - Assignments/exams are aligned with course learning objectives.

Response Option		Weight	Frequency	Percent	Percent Responses	Means								
Strongly Agree		(5)	9	52.94%			Question		College Summary		Department Summary			
Agree		(4)	7	41.18%										
Neutral		(3)	1	5.88%										
Disagree		(2)	0	0.00%										
Strongly Disagree		(1)	0	0.00%										
					0	25	50	100						
Response Rate		Mean	STD	Median	College Summary		Mean	STD	Median	Department Summary		Mean	STD	Median
17/31 (54.84%)		4.47	0.62	5.00	4653		4.42	0.84	5.00	908		4.38	0.81	5.00

# Western Kentucky University

## Fall 2019 Full Term Course Evaluations

**Course:** ECON202001: PRIN ECONOMICS-MICRO

**Instructor:** Stephen Locke \*

**Response Rate:** 17/31 (54.84 %)

### 5 - This course has effectively challenged me to think.

Response Option				Weight	Frequency	Percent	Percent Responses		Means								
Strongly Agree				(5)	7	41.18%											
Agree				(4)	8	47.06%											
Neutral				(3)	2	11.76%											
Disagree				(2)	0	0.00%											
Strongly Disagree				(1)	0	0.00%											
						0	25	50	100	Question		College Summary		Department Summary			
Response Rate		Mean	STD	Median	College Summary		Mean	STD	Median	Department Summary		Mean	STD	Median			
17/31 (54.84%)		4.29	0.69	4.00	4653		4.41	0.85	5.00	908		4.38	0.86	5.00			

### 6 - My instructor provides constructive feedback.

Response Option				Weight	Frequency	Percent	Percent Responses	Means					
Strongly Agree				(5)	5	29.41%			3.88	4.13	3.88		
Agree				(4)	6	35.29%							
Neutral				(3)	5	29.41%							
Disagree				(2)	1	5.88%							
Strongly Disagree				(1)	0	0.00%							
0 25 50 100							Question	College Summary	Department Summary				
Response Rate		Mean	STD	Median	College Summary		Mean	STD	Median	Department Summary	Mean	STD	Median
17/31 (54.84%)		3.88	0.93	4.00	4653		4.13	1.06	4.00	908	3.88	1.12	4.00

### 7 - Overall, my instructor is effective.

Response Option				Weight	Frequency	Percent	Percent Responses		Means									
Strongly Agree				(5)	6	35.29%												
Agree				(4)	8	47.06%												
Neutral				(3)	2	11.76%												
Disagree				(2)	1	5.88%												
Strongly Disagree				(1)	0	0.00%												
							0	25	50	100	Question		College Summary		Department Summary			
Response Rate		Mean	STD	Median	College Summary		Mean	STD	Median	Department Summary		Mean	STD	Median				
17/31 (54.84%)		4.12	0.86	4.00	4653		4.29	0.96	5.00	908		4.16	0.99	4.00				

### 8 - I have learned a lot in this course.

Response Option				Weight	Frequency	Percent	Percent Responses	Means					
Strongly Agree				(5)	6	35.29%		4.06	4.26	4.13			
Agree				(4)	7	41.18%							
Neutral				(3)	3	17.65%							
Disagree				(2)	1	5.88%							
Strongly Disagree				(1)	0	0.00%							
02550100							Question	College Summary	Department Summary				
Response Rate		Mean	STD	Median	College Summary		Mean	STD	Median	Department Summary	Mean	STD	Median
17/31 (54.84%)		4.06	0.90	4.00	4653		4.26	0.95	5.00	908	4.13	1.02	4.00

# Western Kentucky University

## Fall 2019 Full Term Course Evaluations

**Course:** ECON202001: PRIN ECONOMICS-MICRO  
**Instructor:** Stephen Locke \*  
**Response Rate:** 17/31 (54.84 %)

### 9 - My instructor treats me fairly with regard to race, age, sex, religion, national origin, disability, gender identity, and sexual orientation.

Response Option				Weight	Frequency	Percent	Percent Responses	Means						
Strongly Agree				(5)	12	70.59%								
Agree				(4)	3	17.65%								
Neutral				(3)	2	11.76%								
Disagree				(2)	0	0.00%								
Strongly Disagree				(1)	0	0.00%								
							0	25	50	100	Question	College Summary	Department Summary	
Response Rate		Mean	STD	Median	College Summary		Mean	STD	Median	Department Summary		Mean	STD	Median
17/31 (54.84%)		4.59	0.71	5.00	4653		4.75	0.54	5.00	908		4.72	0.56	5.00

### 10 - Please provide additional feedback:

**Response Rate** 2/31 (6.45%)

- Great intro econ class - informative but not difficult. Dr. Locke is great!
- Professor Locke is a remarkable economics professor!! He loves what he is teaching, which makes the class very enjoyable and interesting. He can explain some of the most difficult things in a way that they are much easier to understand. Even with his wife having a baby this semester, he was able to stay on task and help us understand the material. He is very kind and approachable which was definitely a necessity at eight o'clock in the morning! Professor Locke is very good at his job!!

# Western Kentucky University

## Fall 2019 Full Term Course Evaluations

**Course:** ECON202002: PRIN ECONOMICS-MICRO  
**Instructor:** Stephen Locke \*  
**Response Rate:** 23/43 (53.49 %)

### 1 - What is your expected grade in this course?

Response Option	Weight	Frequency	Percent	Percent Responses	Means			
A	(1)	8	34.78%					
B	(2)	10	43.48%					
C	(3)	5	21.74%					
D	(4)	0	0.00%					
F	(5)	0	0.00%					
				0 25 50 100				
Response Rate								
23/43 (53.49%)								

### 2 - My instructor is organized and well-prepared for class.

Response Option		Weight	Frequency	Percent	Percent Responses	Means								
Strongly Agree		(5)	16	69.57%										
Agree		(4)	6	26.09%										
Neutral		(3)	1	4.35%										
Disagree		(2)	0	0.00%										
Strongly Disagree		(1)	0	0.00%										
					0	25	50	100	Question	College Summary	Department Summary			
Response Rate		Mean	STD	Median	College Summary		Mean	STD	Median	Department Summary		Mean	STD	Median
23/43 (53.49%)		4.65	0.57	5.00	4653		4.45	0.82	5.00	908		4.37	0.83	5.00

### 3 - Expectations for course assignments are clear and specific.

Response Option		Weight	Frequency	Percent	Percent Responses	Means								
Strongly Agree		(5)	16	69.57%										
Agree		(4)	5	21.74%										
Neutral		(3)	2	8.70%										
Disagree		(2)	0	0.00%										
Strongly Disagree		(1)	0	0.00%										
					0	25	50	100	Question	College Summary	Department Summary			
Response Rate		Mean	STD	Median	College Summary		Mean	STD	Median	Department Summary		Mean	STD	Median
23/43 (53.49%)		4.61	0.66	5.00	4653		4.36	0.91	5.00	908		4.26	0.91	4.00

### 4 - Assignments/exams are aligned with course learning objectives.







Response Option		Weight	Frequency	Percent	Percent Responses	Means								
Strongly Agree		(5)	14	60.87%										
Agree		(4)	7	30.43%										
Neutral		(3)	2	8.70%										
Disagree		(2)	0	0.00%										
Strongly Disagree		(1)	0	0.00%										
					0	25	50	100	Question	College Summary	Department Summary			
Response Rate		Mean	STD	Median	College Summary		Mean	STD	Median	Department Summary		Mean	STD	Median
23/43 (53.49%)		4.52	0.67	5.00	4653		4.42	0.84	5.00	908		4.38	0.81	5.00

# Western Kentucky University


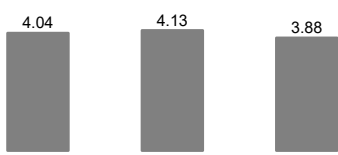




## Fall 2019 Full Term Course Evaluations

**Course:** ECON202002: PRIN ECONOMICS-MICRO  
**Instructor:** Stephen Locke \*  
**Response Rate:** 23/43 (53.49 %)


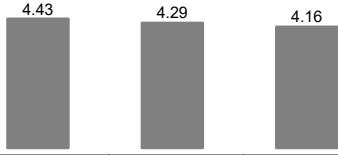




### 5 - This course has effectively challenged me to think.

Response Option	Weight	Frequency	Percent	Percent Responses	Means						
Strongly Agree	(5)	15	65.22%								
Agree	(4)	7	30.43%								
Neutral	(3)	1	4.35%								
Disagree	(2)	0	0.00%								
Strongly Disagree	(1)	0	0.00%								
0 25 50 100					Question	College Summary	Department Summary				
Response Rate	Mean	STD	Median	College Summary	Mean	STD	Median	Department Summary	Mean	STD	Median
23/43 (53.49%)	4.61	0.58	5.00	4653	4.41	0.85	5.00	908	4.38	0.86	5.00


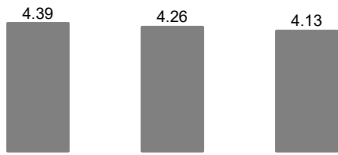




### 6 - My instructor provides constructive feedback.

Response Option	Weight	Frequency	Percent	Percent Responses	Means						
Strongly Agree	(5)	10	43.48%								
Agree	(4)	8	34.78%								
Neutral	(3)	2	8.70%								
Disagree	(2)	2	8.70%								
Strongly Disagree	(1)	1	4.35%								
0 25 50 100					Question	College Summary	Department Summary				
Response Rate	Mean	STD	Median	College Summary	Mean	STD	Median	Department Summary	Mean	STD	Median
23/43 (53.49%)	4.04	1.15	4.00	4653	4.13	1.06	4.00	908	3.88	1.12	4.00

### 7 - Overall, my instructor is effective.

Response Option	Weight	Frequency	Percent	Percent Responses	Means						
Strongly Agree	(5)	15	65.22%								
Agree	(4)	4	17.39%								
Neutral	(3)	3	13.04%								
Disagree	(2)	1	4.35%								
Strongly Disagree	(1)	0	0.00%								
0 25 50 100					Question	College Summary	Department Summary				
Response Rate	Mean	STD	Median	College Summary	Mean	STD	Median	Department Summary	Mean	STD	Median
23/43 (53.49%)	4.43	0.90	5.00	4653	4.29	0.96	5.00	908	4.16	0.99	4.00

### 8 - I have learned a lot in this course.

Response Option	Weight	Frequency	Percent	Percent Responses	Means						
Strongly Agree	(5)	12	52.17%								
Agree	(4)	9	39.13%								
Neutral	(3)	1	4.35%								
Disagree	(2)	1	4.35%								
Strongly Disagree	(1)	0	0.00%								
0 25 50 100					Question	College Summary	Department Summary				
Response Rate	Mean	STD	Median	College Summary	Mean	STD	Median	Department Summary	Mean	STD	Median
23/43 (53.49%)	4.39	0.78	5.00	4653	4.26	0.95	5.00	908	4.13	1.02	4.00



# Western Kentucky University

## Fall 2019 Full Term Course Evaluations

**Course:** ECON202002: PRIN ECONOMICS-MICRO  
**Instructor:** Stephen Locke \*  
**Response Rate:** 23/43 (53.49 %)

### 9 - My instructor treats me fairly with regard to race, age, sex, religion, national origin, disability, gender identity, and sexual orientation.

Response Option				Weight	Frequency	Percent	Percent Responses		Means					
Strongly Agree				(5)	19	82.61%								
Agree				(4)	4	17.39%								
Neutral				(3)	0	0.00%								
Disagree				(2)	0	0.00%								
Strongly Disagree				(1)	0	0.00%								
							0	25	50	100	Question	College Summary	Department Summary	
Response Rate		Mean	STD	Median	College Summary		Mean	STD	Median	Department Summary		Mean	STD	Median
23/43 (53.49%)		4.83	0.39	5.00	4653		4.75	0.54	5.00	908		4.72	0.56	5.00

### 10 - Please provide additional feedback:

**Response Rate** 10/43 (23.26%)

- Dr. Locke is a great teacher and I have learned a lot from him! He is passionate and it shows when he is teaching and talking to the class. He is very friendly and is willing to stay after class or in his office to answer any questions.
- Professor Locke is genuine. He cares about his students and wants to help them learn and pass. I have gone to his office hours many times and he has helped me each time. I've even gone to his office to discuss what my potential final grade would be (struggling in this class) and he didn't seem annoyed at all, he actually helped me calculate what it would be step by step if I kept doing what I was doing. He communicates with us about Homework, quizzes, and when he will be gone for his new baby. Econ 202 is hard, he realizes that, so he explains stuff really well along with the outlines and relates it all to realistic examples.
- Dr. Locke has been an excellent professor and is very effective when teaching economics. I would recommend taking his class to anyone.
- I'm glad I have had this professor because I am an econ major and feel like I gained a strong foundation from this class. I would recommend this professor to anyone, even non majors. Homework and notes align with the test and while you do have to put in a fair amount of work outside of class, I feel like I knew what was expected of me and well prepared for exams.
- Dr. Locke is a very respectable professor. He provides everything necessary for the course even without the textbook. His powerpoint outlines make following classroom examples much easier and allow for students who are unable to attend class have a better idea of what they might have missed. The content of an Economics class is something that I have trouble grasping but I respect Dr. Locke and understand the value the course has in life.
- Dr. Locke is a great professor; I have learned a lot this year with how economics work. Even though it wasn't my major he still made everything interesting to learn about by providing real world examples.
- Great teacher would recommend students to take this course!
- Mr. Locke has shown a different way of thinking towards Econ. Even though I still haven't really figured out how to study for his exams, I have done very well on some of them. He is overall a great professor and explains everything to the best ability.
- I thought the teaching pace for this class was very fast and difficult to understand. I wish the textbook had been mandatory to purchase and I would have done better. The exams go further than what was in notes.
- Professor Locke is always very helpful if you don't understand the material and makes economics enjoyable to learn about even if you're not an Econ major.

# Western Kentucky University

## Spring 2020 Full Term Course Evaluations

**Course:** ECON202004: PRIN ECONOMICS-MICRO  
**Instructor:** Stephen Locke \*  
**Response Rate:** 21/39 (53.85 %)

### 1 - What is your expected grade in this course?

Response Option	Weight	Frequency	Percent	Percent Responses	Means			
A	(1)	9	42.86%					
B	(2)	8	38.10%					
C	(3)	4	19.05%					
D	(4)	0	0.00%					
F	(5)	0	0.00%					
				0 25 50 100				
Response Rate								
21/39 (53.85%)								

### 2 - My instructor is organized and well-prepared for class.

Response Option				Weight	Frequency	Percent	Percent Responses		Means									
Strongly Agree				(5)	19	90.48%												
Agree				(4)	2	9.52%												
Neutral				(3)	0	0.00%												
Disagree				(2)	0	0.00%												
Strongly Disagree				(1)	0	0.00%												
							0	25	50	100	Question		College Summary		Department Summary			
Response Rate		Mean	STD	Median	College Summary		Mean	STD	Median	Department Summary		Mean	STD	Median				
21/39 (53.85%)		4.90	0.30	5.00	3837		4.52	0.76	5.00	688		4.50	0.73	5.00				

### 3 - Expectations for course assignments are clear and specific.

Response Option				Weight	Frequency	Percent	Percent Responses		Means									
Strongly Agree				(5)	18	85.71%												
Agree				(4)	3	14.29%												
Neutral				(3)	0	0.00%												
Disagree				(2)	0	0.00%												
Strongly Disagree				(1)	0	0.00%												
							0	25	50	100	Question		College Summary		Department Summary			
Response Rate		Mean	STD	Median	College Summary		Mean	STD	Median	Department Summary		Mean	STD	Median				
21/39 (53.85%)		4.86	0.36	5.00	3837		4.45	0.83	5.00	688		4.41	0.85	5.00				

### 4 - Assignments/exams are aligned with course learning objectives.

Response Option				Weight	Frequency	Percent	Percent Responses		Means									
Strongly Agree				(5)	17	80.95%												
Agree				(4)	4	19.05%												
Neutral				(3)	0	0.00%												
Disagree				(2)	0	0.00%												
Strongly Disagree				(1)	0	0.00%												
							0	25	50	100	Question		College Summary		Department Summary			
Response Rate		Mean	STD	Median	College Summary		Mean	STD	Median	Department Summary		Mean	STD	Median				
21/39 (53.85%)		4.81	0.40	5.00	3837		4.54	0.73	5.00	688		4.48	0.77	5.00				

# Western Kentucky University

## Spring 2020 Full Term Course Evaluations

**Course:** ECON202004: PRIN ECONOMICS-MICRO  
**Instructor:** Stephen Locke \*  
**Response Rate:** 21/39 (53.85 %)

### 5 - This course has effectively challenged me to think.

Response Option		Weight	Frequency	Percent	Percent Responses	Means								
Strongly Agree		(5)	14	66.67%			4.57	4.49	4.46					
Agree		(4)	5	23.81%										
Neutral		(3)	2	9.52%										
Disagree		(2)	0	0.00%										
Strongly Disagree		(1)	0	0.00%										
					0	25	50	100	Question	College Summary	Department Summary			
Response Rate		Mean	STD	Median	College Summary		Mean	STD	Median	Department Summary		Mean	STD	Median
21/39 (53.85%)		4.57	0.68	5.00	3837		4.49	0.78	5.00	688		4.46	0.79	5.00

### 6 - My instructor provides constructive feedback.

Response Option				Weight	Frequency	Percent	Percent Responses	Means					
Strongly Agree				(5)	13	61.90%			4.38	4.25	4.03		
Agree				(4)	3	14.29%							
Neutral				(3)	5	23.81%							
Disagree				(2)	0	0.00%							
Strongly Disagree				(1)	0	0.00%							
02550100							Question	College Summary	Department Summary				
Response Rate		Mean	STD	Median	College Summary		Mean	STD	Median	Department Summary	Mean	STD	Median
21/39 (53.85%)		4.38	0.86	5.00	3837		4.25	0.99	5.00	688	4.03	1.11	4.00

### 7 - Overall, my instructor is effective.

Response Option				Weight	Frequency	Percent	Percent Responses	Means					
Strongly Agree				(5)	15	71.43%			4.71	4.40	4.31		
Agree				(4)	6	28.57%							
Neutral				(3)	0	0.00%							
Disagree				(2)	0	0.00%							
Strongly Disagree				(1)	0	0.00%							
0 25 50 100							Question	College Summary	Department Summary				
Response Rate		Mean	STD	Median	College Summary		Mean	STD	Median	Department Summary	Mean	STD	Median
21/39 (53.85%)		4.71	0.46	5.00	3837		4.40	0.87	5.00	688	4.31	0.92	5.00

### 8 - I have learned a lot in this course.

Response Option				Weight	Frequency	Percent	Percent Responses	Means				
Strongly Agree				(5)	14	66.67%			4.57	4.33	4.26	
Agree				(4)	5	23.81%						
Neutral				(3)	2	9.52%						
Disagree				(2)	0	0.00%						
Strongly Disagree				(1)	0	0.00%						
02550100							Question	College Summary	Department Summary			
Response Rate		Mean	STD	Median	College Summary	Mean	STD	Median	Department Summary	Mean	STD	Median
21/39 (53.85%)		4.57	0.68	5.00	3837	4.33	0.91	5.00	688	4.26	0.95	5.00

# Western Kentucky University

## Spring 2020 Full Term Course Evaluations

**Course:** ECON202004: PRIN ECONOMICS-MICRO

**Instructor:** Stephen Locke \*

**Response Rate:** 21/39 (53.85 %)

### 9 - My instructor treats me fairly with regard to race, age, sex, religion, national origin, disability, gender identity, and sexual orientation.

Response Option		Weight	Frequency	Percent	Percent Responses	Means								
Strongly Agree		(5)	19	90.48%										
Agree		(4)	2	9.52%										
Neutral		(3)	0	0.00%										
Disagree		(2)	0	0.00%										
Strongly Disagree		(1)	0	0.00%										
02550100					Question		College Summary		Department Summary					
Response Rate		Mean	STD	Median	College Summary		Mean	STD	Median	Department Summary		Mean	STD	Median
21/39 (53.85%)		4.90	0.30	5.00	3837		4.79	0.47	5.00	688		4.75	0.52	5.00

### 10 - I am satisfied with my professor's quality of communication.

Response Option		Weight	Frequency	Percent	Percent Responses	Means								
Strongly Agree		(5)	18	85.71%	<div><div></div></div>	<div><div>4.81</div></div>	<div><div>4.45</div></div>	<div><div>4.36</div></div>						
Agree		(4)	2	9.52%	<div><div></div></div>									
Neutral		(3)	1	4.76%	<div><div></div></div>									
Disagree		(2)	0	0.00%	<div><div></div></div>									
Strongly Disagree		(1)	0	0.00%	<div><div></div></div>									
02550100						Question	College Summary	Department Summary						
Response Rate		Mean	STD	Median	College Summary		Mean	STD	Median	Department Summary		Mean	STD	Median
21/39 (53.85%)		4.81	0.51	5.00	3818		4.45	0.89	5.00	686		4.36	0.90	5.00

### 11 - My professor responded to emails within a reasonable amount of time (1-2 business days).

Response Option				Weight	Frequency	Percent	Percent Responses		Means					
Strongly Agree				(5)	17	80.95%								
Agree				(4)	2	9.52%								
Neutral				(3)	2	9.52%								
Disagree				(2)	0	0.00%								
Strongly Disagree				(1)	0	0.00%								
02550100							Question		College Summary		Department Summary			
Response Rate		Mean	STD	Median	College Summary		Mean	STD	Median	Department Summary		Mean	STD	Median
21/39 (53.85%)		4.71	0.64	5.00	3818		4.49	0.83	5.00	683		4.42	0.88	5.00

### 12 - My professor provided a clear plan for how the course would proceed after the transition online.

Response Option				Weight	Frequency	Percent	Percent Responses	Means					
Strongly Agree				(5)	18	90.00%	<div><div></div></div>	<div><div>4.90</div></div>	<div><div>4.50</div></div>	<div><div>4.45</div></div>			
Agree				(4)	2	10.00%	<div><div></div></div>						
Neutral				(3)	0	0.00%							
Disagree				(2)	0	0.00%							
Strongly Disagree				(1)	0	0.00%							
02550100								Question	College Summary	Department Summary			
Response Rate		Mean	STD	Median	College Summary		Mean	STD	Median	Department Summary	Mean	STD	Median
20/39 (51.28%)		4.90	0.31	5.00	3817		4.50	0.83	5.00	682	4.45	0.86	5.00

# Western Kentucky University

## Spring 2020 Full Term Course Evaluations

**Course:** ECON202004: PRIN ECONOMICS-MICRO  
**Instructor:** Stephen Locke \*  
**Response Rate:** 21/39 (53.85 %)

### 13 - Please provide additional feedback:

Response Rate	7/39 (17.95%)
---------------	---------------

- Dr. Locke is amazing. Econ is not a strong area for me but you could not ask for a better Professor!
- Great professor, really enjoyed in-person lectures.
- Mr. Locke is a very well educated professor and it shows in his lectures. Sometimes the material went over my head, but I appreciated the challenge at hand.
- Mr. Locke is a great professor. He is honest and cares about our learning. He does not disappoint as an instructor. His material is difficult to understand, yet I am still learning and his lectures make learning the material easy. When I am confused, Mr. Locke will not be angry his students do not understand, he takes time to explain the material to make sure each of his students understands. He is a good instructor and as a class we have learned a lot from him. If you do not try in his class you will fail, If you try you will pass. He has great communication and listens to student feedback. If I had to recommend a professor to teach this class next semester for another student, I would recommend Mr. Locke. His homework assignments are challenging but are designed for you to learn, not to fail. He is the correct instructor for this course.
- he has no issue being asked to re-explain course material and try's to make sure students fully understand what is happening
- This course has provided an interesting viewpoint into way people make the decisions they make in everyday life. I have enjoyed the teaching style of Dr. Locke and have learned a lot from him.
- My professor for this course is so amazing. He does everything to make sure we know what we are doing in the class and he always makes sure that we understand the content.

### 14 - Comment on the transition of this course to the online learning environment in light of the COVID-19 pandemic.

Response Rate	11/39 (28.21%)
---------------	----------------

- Online classes aren't easy.
- Dr. Locke made the smoothest transition out of all of my classes. Job well done!
- Being online really made me realize how good of a professor Dr. Locke is. Good transition
- The remaining lecture notes were given out via YouTube video which was a very creative and effective form in my opinion because I was able to go back and listen to something that confused me. It was a "do it at your own pace" type of set up with given due dates which were always heavily reminded.
- I am glad Mr. Locke is teaching this course, since he has great communication and will elaborate on his lectures if needed. He hosts zoom review sessions, and if you work during the thime he has them and you cannot attend, he will post them so everyone has the chance to review. His lectures are informative and I am learning from them. He does not discriminate and he wants his students to succeed. I recommend this professor, you will learn a lot.
- I really appreciate the constant feedback and emails.
- He has been good about adjusting assignments and offering help to everyone in the classes.
- Although learning the course material has become more difficult since the transition. I have found that Dr. Locke was very prepared for the transition and immediately took steps to make the course feel more like an online class as it should in light of the new course delivery.
- The transition online was good the instructor video recorded his lectures helping make the class a little more flexible which is really nice during this pandemic. I think overall the transition was close to seamless
- its not the same as being in his actual class
- He has done such a good job transitioning the course over to online. He has provided zoom review sessions before exams as well as recording lectures for us to watch and learn the material.

# Western Kentucky University

## Spring 2020 Full Term Course Evaluations

**Course:** ECON202005: PRIN ECONOMICS-MICRO  
**Instructor:** Stephen Locke \*  
**Response Rate:** 18/47 (38.30 %)

### 1 - What is your expected grade in this course?

Response Option	Weight	Frequency	Percent	Percent Responses	Means			
A	(1)	8	44.44%					
B	(2)	7	38.89%					
C	(3)	3	16.67%					
D	(4)	0	0.00%					
F	(5)	0	0.00%					
				0 25 50 100				
Response Rate								
18/47 (38.30%)								



### 2 - My instructor is organized and well-prepared for class.

Response Option		Weight	Frequency	Percent	Percent Responses	Means								
Strongly Agree		(5)	14	77.78%	 02550100									
Agree		(4)	4	22.22%										
Neutral		(3)	0	0.00%										
Disagree		(2)	0	0.00%										
Strongly Disagree		(1)	0	0.00%										
						Question	College Summary	Department Summary						
Response Rate		Mean	STD	Median	College Summary		Mean	STD	Median	Department Summary		Mean	STD	Median
18/47 (38.30%)		4.78	0.43	5.00	3837		4.52	0.76	5.00	688		4.50	0.73	5.00

### 3 - Expectations for course assignments are clear and specific.

Response Option		Weight	Frequency	Percent	Percent Responses	Means								
Strongly Agree		(5)	14	77.78%	<div><div></div></div>	<div><div>4.72</div></div>	<div><div>4.45</div></div>		<div><div>4.41</div></div>					
Agree		(4)	3	16.67%	<div><div></div></div>									
Neutral		(3)	1	5.56%	<div><div></div></div>									
Disagree		(2)	0	0.00%	<div><div></div></div>									
Strongly Disagree		(1)	0	0.00%	<div><div></div></div>									
					02550100	Question	College Summary	Department Summary						
Response Rate		Mean	STD	Median	College Summary		Mean	STD	Median	Department Summary		Mean	STD	Median
18/47 (38.30%)		4.72	0.57	5.00	3837		4.45	0.83	5.00	688		4.41	0.85	5.00

### 4 - Assignments/exams are aligned with course learning objectives.

Response Option		Weight	Frequency	Percent	Percent Responses	Means								
Strongly Agree		(5)	14	77.78%										
Agree		(4)	3	16.67%										
Neutral		(3)	1	5.56%										
Disagree		(2)	0	0.00%										
Strongly Disagree		(1)	0	0.00%										
					02550100	Question	College Summary	Department Summary						
Response Rate		Mean	STD	Median	College Summary		Mean	STD	Median	Department Summary		Mean	STD	Median
18/47 (38.30%)		4.72	0.57	5.00	3837		4.54	0.73	5.00	688		4.48	0.77	5.00

# Western Kentucky University

## Spring 2020 Full Term Course Evaluations

**Course:** ECON202005: PRIN ECONOMICS-MICRO  
**Instructor:** Stephen Locke \*  
**Response Rate:** 18/47 (38.30 %)

### 5 - This course has effectively challenged me to think.

Response Option		Weight	Frequency	Percent	Percent Responses	Means								
Strongly Agree		(5)	12	66.67%										
Agree		(4)	6	33.33%										
Neutral		(3)	0	0.00%										
Disagree		(2)	0	0.00%										
Strongly Disagree		(1)	0	0.00%										
					0	25	50	100	Question	College Summary	Department Summary			
Response Rate		Mean	STD	Median	College Summary		Mean	STD	Median	Department Summary		Mean	STD	Median
18/47 (38.30%)		4.67	0.49	5.00	3837		4.49	0.78	5.00	688		4.46	0.79	5.00

### 6 - My instructor provides constructive feedback.

Response Option				Weight	Frequency	Percent	Percent Responses	Means					
Strongly Agree				(5)	12	66.67%							
Agree				(4)	5	27.78%							
Neutral				(3)	1	5.56%							
Disagree				(2)	0	0.00%							
Strongly Disagree				(1)	0	0.00%							
02550100							Question	College Summary	Department Summary				
Response Rate		Mean	STD	Median	College Summary		Mean	STD	Median	Department Summary	Mean	STD	Median
18/47 (38.30%)		4.61	0.61	5.00	3837		4.25	0.99	5.00	688	4.03	1.11	4.00

### 7 - Overall, my instructor is effective.

Response Option				Weight	Frequency	Percent	Percent Responses	Means					
Strongly Agree				(5)	14	77.78%							
Agree				(4)	4	22.22%							
Neutral				(3)	0	0.00%							
Disagree				(2)	0	0.00%							
Strongly Disagree				(1)	0	0.00%							
02550100							Question	College Summary	Department Summary				
Response Rate		Mean	STD	Median	College Summary		Mean	STD	Median	Department Summary	Mean	STD	Median
18/47 (38.30%)		4.78	0.43	5.00	3837		4.40	0.87	5.00	688	4.31	0.92	5.00

### 8 - I have learned a lot in this course.

Response Option				Weight	Frequency	Percent	Percent Responses	Means					
Strongly Agree				(5)	12	66.67%							
Agree				(4)	5	27.78%							
Neutral				(3)	1	5.56%							
Disagree				(2)	0	0.00%							
Strongly Disagree				(1)	0	0.00%							
0 25 50 100							Question	College Summary	Department Summary				
Response Rate		Mean	STD	Median	College Summary		Mean	STD	Median	Department Summary	Mean	STD	Median
18/47 (38.30%)		4.61	0.61	5.00	3837		4.33	0.91	5.00	688	4.26	0.95	5.00

# Western Kentucky University

## Spring 2020 Full Term Course Evaluations

**Course:** ECON202005: PRIN ECONOMICS-MICRO

**Instructor:** Stephen Locke \*

**Response Rate:** 18/47 (38.30 %)

### 9 - My instructor treats me fairly with regard to race, age, sex, religion, national origin, disability, gender identity, and sexual orientation.

Response Option				Weight	Frequency	Percent	Percent Responses		Means					
Strongly Agree				(5)	14	77.78%								
Agree				(4)	4	22.22%								
Neutral				(3)	0	0.00%								
Disagree				(2)	0	0.00%								
Strongly Disagree				(1)	0	0.00%								
02550100							Question		College Summary		Department Summary			
Response Rate		Mean	STD	Median	College Summary		Mean	STD	Median	Department Summary		Mean	STD	Median
18/47 (38.30%)		4.78	0.43	5.00	3837		4.79	0.47	5.00	688		4.75	0.52	5.00

### 10 - I am satisfied with my professor's quality of communication.

Response Option		Weight	Frequency	Percent	Percent Responses	Means								
Strongly Agree		(5)	13	72.22%			4.72	4.45	4.36					
Agree		(4)	5	27.78%										
Neutral		(3)	0	0.00%										
Disagree		(2)	0	0.00%										
Strongly Disagree		(1)	0	0.00%										
0    25    50    100						Question	College Summary	Department Summary						
Response Rate		Mean	STD	Median	College Summary		Mean	STD	Median	Department Summary		Mean	STD	Median
18/47 (38.30%)		4.72	0.46	5.00	3818		4.45	0.89	5.00	686		4.36	0.90	5.00

### 11 - My professor responded to emails within a reasonable amount of time (1-2 business days).

Response Option				Weight	Frequency	Percent	Percent Responses	Means					
Strongly Agree				(5)	13	72.22%			4.61	4.49	4.42		
Agree				(4)	3	16.67%							
Neutral				(3)	2	11.11%							
Disagree				(2)	0	0.00%							
Strongly Disagree				(1)	0	0.00%							
0 25 50 100							Question	College Summary	Department Summary				
Response Rate		Mean	STD	Median	College Summary		Mean	STD	Median	Department Summary	Mean	STD	Median
18/47 (38.30%)		4.61	0.70	5.00	3818		4.49	0.83	5.00	683	4.42	0.88	5.00

### 12 - My professor provided a clear plan for how the course would proceed after the transition online.

Response Option				Weight	Frequency	Percent	Percent Responses	Means					
Strongly Agree				(5)	14	77.78%			4.78	4.50	4.45		
Agree				(4)	4	22.22%							
Neutral				(3)	0	0.00%							
Disagree				(2)	0	0.00%							
Strongly Disagree				(1)	0	0.00%							
0 25 50 100							Question	College Summary	Department Summary				
Response Rate		Mean	STD	Median	College Summary		Mean	STD	Median	Department Summary	Mean	STD	Median
18/47 (38.30%)		4.78	0.43	5.00	3817		4.50	0.83	5.00	682	4.45	0.86	5.00



# Western Kentucky University

## Spring 2020 Full Term Course Evaluations

**Course:** ECON202005: PRIN ECONOMICS-MICRO  
**Instructor:** Stephen Locke \*  
**Response Rate:** 18/47 (38.30 %)

### 13 - Please provide additional feedback:

Response Rate	7/47 (14.89%)
---------------	---------------

- I have learned a lot in this course. I will be taking Econ. Statistics with Locke. I chose him again because he explains the material thoroughly. His exams are a little challenging but makes me think :) I would recommend him to my peers.
- Mr. Locke is well-spoken, engaging and effective at explaining difficult material. I am bad at math, but he makes doing the math easy.
- Great, challenge, but supportive professor.
- None
- This course was nice to take. There was a lot of memorization since it is an introduction class, but the professor, rather than just having us straight up memorize what we needed for the course, was able to integrate those definitions into his lectures and thoroughly explain every aspect of the course. The only thing is that on the syllabus it is hard to find what exactly is needed for the class. There was no work schedule and that made it hard to keep up with the worksheets handed out. There was one week that I didn't even know there was a worksheet to do.
- The only reason I marked neutral on the feedback question is really because this class isn't really one where you need feedback. It's not like English where you get critique on your papers, you just answer questions and you are either right or wrong. Instead of feedback though, he offers preventative measures such as pre-exam review questions and sessions so any questions on concerns you might have on a topic are sure to be answered. Dr. Locke was a very good professor, and I look forward to hopefully having him for ECON 206 sometime next year. The fact I want to take a class with him shows just how helpful and invested in our education he is.
- Despite my hesitation to take this class, I am very happy with Dr. Locke and his lessons. I have learned a lot.

### 14 - Comment on the transition of this course to the online learning environment in light of the COVID-19 pandemic.

Response Rate	7/47 (14.89%)
---------------	---------------

- Mr. Locke has handled the transition well. His online lectures are basically copied and pasted from the in-class lectures (which are effective for me), and homework assignments based off the lectures are spaced out enough to work on them at your own pace. The content challenges me to think without being intellectually exhausting.
- It has been difficult.
- Professor was effective in his transition to teaching online.
- None
- The professor provided youtube lectures for all of us to see and that made it easier for us to go through the notes provided.
- Dr. Locke was very accommodating with this transition. He made objectives clear with different weekly discussion boards, homework assignments, and lecture videos to watch and he even held a review session on Wednesdays in order for people to ask questions regarding concepts and formats since office hours were no longer available. I really did well in Dr. Locke's class and if I had to take more online classes, I know he would be a reliable professor and I would feel confident in my success if I had him as a professor again.
- He was very accommodating and offered a lot help in these hard times.